

RACING HONDAS
CHAMPIONSHIP

TEGIWA

RACING HONDAS CHAMPIONSHIP

Rounds 13 & 14 @ Modified Live
Snetterton 200
22nd October 2023



SPORTS TIMING
TIMING SOLUTIONS LTD

Timing & Results Provided by Timing Solutions Ltd
www.tsl-timing.com

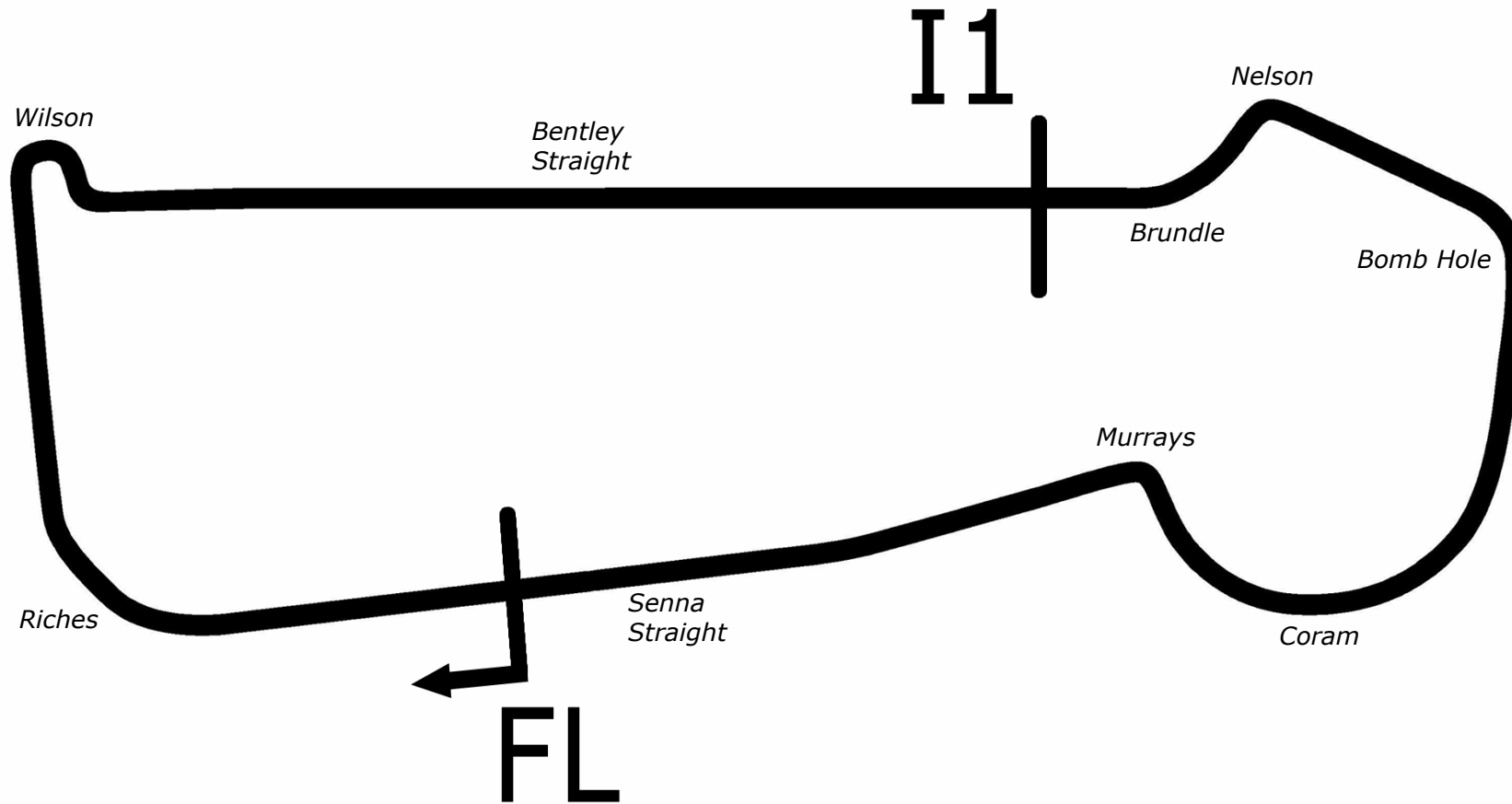


Snetterton 200



SPORTS TIMING

TIMING SOLUTIONS LTD



Length	1.9840 miles	3193.0 m	
FL		52.46340 N	0.94476 E
I1	1612m	52.46617 N	0.94964 E
Pit Entry	2987m	52.46364 N	0.94774 E
Pit Exit	40m after FL	52.46338 N	0.94420 E
Pit Entry-Pit Exit 246m, 17.7s @50kph, 14.7s @60kph			

All results available at www.tsl-timing.com

Club Time Attack - Snetterton - 22nd October 2023

Racing Hondas Championship

FREE PRACTICE - CLASSIFICATION

POS	NO	CL	PIC NAME	ENTRY	TIME	ON	LAPS	GAP	DIFF	MPH
1	31	B	1 Will MURFIN	Honda Civic EK - Murfin Motorsport	1:31.524	9	9			78.04
2	82	B	2 Luke HARVEY	Honda Civic EK - TBP Racing	1:33.500	10	10	1.976	1.976	76.39
3	56	D	1 David LAWRENCE	Honda Civic FN2 - Area Motorsport	1:35.993	8	8	4.469	2.493	74.40
4	40	C	1 Bradley LANE	Honda Civic EP3 - Lanes Honda Racing	1:36.079	7	9	4.555	0.086	74.34
5	99	D	2 Andy BARNES	Honda Civic FN2 - Kent Models	1:36.159	12	12	4.635	0.080	74.27
6	20	C	2 James KAYE	Honda Civic EP3 - Lucas Oil Products	1:36.171	6	8	4.647	0.012	74.26
7	32	C	3 Mervyn BECKETT	Honda Civic EP3 - MJ Auto Styling	1:38.323	7	11	6.799	2.152	72.64
8	86*	C	4 Adam KRUGER	Honda Civic EP3 - Ben Sharpe Racing	1:39.967	11	11	8.443	1.644	71.44
9	63	B	3 Phil WRIGHT	Honda Civic EP3 - Phil Wright Racing	1:40.867	2	2	9.343	0.900	70.81
10	46	C	5 Nick CHARLIER	Honda Civic EP3 - Click Waste Racing	1:41.078	9	11	9.554	0.211	70.66
11	69	D	3 James MANSELL	Honda Civic EP3 -	1:42.373	11	11	10.849	1.295	69.76
12	177	D	4 Ed SIBBALD	Honda Civic EP3 - MJ Motorsport			3			
13	16	C	6 Ben PIPER	Honda Civic EP3 - Bethnal Green Racing			0			

* Car 86 - Please fit a working transponder

Weather / Track : Sunny / Damp

These results are provisional until the conclusion of any judicial and technical matters.

Snetterton 200: 1.9840 miles

Date: 22/10/2023 Start: 09:00 Finish: 09:20

Clerk Of Course : Stacey Lawday

Stewards :

Timekeeper : Rob Cook

Results can be found at www.tsl-timing.com

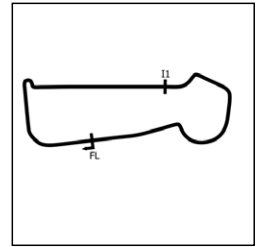
Printed - 09:23 Sunday, 22 October 2023



Club Time Attack - Snetterton - 22nd October 2023

Racing Hondas Championship

FREE PRACTICE - SECTOR ANALYSIS



SECTOR 1 = FL to I1, SECTOR 2 = I1 to FL, DIFF = Difference To Personal Best Lap, P = Crossed Finish Line in Pit Lane, D = Time Disallowed

P1		31 B		Will MURFIN		Honda Civic EK - Murfin Motorsport			
IDEAL LAP TIME : 1:31.524		BEST LAP TIME : 1:31.524		DIFFERENCE : 0.000					
LAP	SECTOR 1	SECTOR 2		LAP TIME	MPH	DIFF	TIME OF DAY		
1 -	OUTLAP	91.1	54.951	108.5	1:50.244	64.78	18.720	09:02:11.933	
2 -	46.140	109.6	51.826	112.9	1:37.966	72.90	6.442	09:03:49.899	
3 -	45.455	105.8	52.139	110.5	1:37.594	73.18	6.070	09:05:27.493	
4 -	44.442	115.9	50.805	111.2	1:35.247 (3)	74.98	3.723	09:07:02.740	
5 -	44.442	115.9	51.115	108.9	1:35.557	74.74	4.033	09:08:38.297	
6 -	44.471	118.7	IN PIT		3:07.699 P	38.05	1:36.175	09:11:45.996	
7 -	OUTLAP	113.7	50.308	111.6	1:38.214	72.72	6.690	09:13:24.210	
8 -	43.103	116.9	49.073	111.2	1:32.176 (2)	77.48	0.652	09:14:56.386	
9 -	42.823	122.6	48.701	113.3	1:31.524 (1)	78.04		09:16:27.910	

P2		82 B		Luke HARVEY		Honda Civic EK - TBP Racing			
IDEAL LAP TIME : 1:33.500		BEST LAP TIME : 1:33.500		DIFFERENCE : 0.000					
LAP	SECTOR 1	SECTOR 2		LAP TIME	MPH	DIFF	TIME OF DAY		
1 -	OUTLAP	66.1	1:03.024	111.1	2:03.526	57.82	30.026	09:02:44.444	
2 -	54.474	85.3	59.238	112.5	1:53.712	62.81	20.212	09:04:38.156	
3 -	48.459	110.3	54.411	113.3	1:42.870	69.43	9.370	09:06:21.026	
4 -	46.305	103.8	52.828	112.5	1:39.133	72.05	5.633	09:08:00.159	
5 -	45.265	106.0	52.426	112.4	1:37.691	73.11	4.191	09:09:37.850	
6 -	44.925	102.7	51.748	111.8	1:36.673 (3)	73.88	3.173	09:11:14.523	
7 -	44.661	108.5	IN PIT		3:30.799 P	33.88	1:57.299	09:14:45.322	
8 -	OUTLAP	109.8	50.093	113.5	1:36.864	73.73	3.364	09:16:22.186	
9 -	44.588	107.3	49.807	111.2	1:34.395 (2)	75.66	0.895	09:17:56.581	
10 -	43.701	113.7	49.799	110.3	1:33.500 (1)	76.39		09:19:30.081	

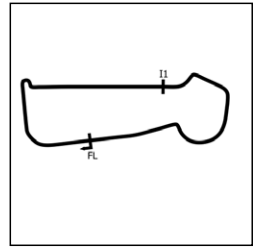
P3		56 D		David LAWRENCE		Honda Civic FN2 - Area Motorsport			
IDEAL LAP TIME : 1:35.993		BEST LAP TIME : 1:35.993		DIFFERENCE : 0.000					
LAP	SECTOR 1	SECTOR 2		LAP TIME	MPH	DIFF	TIME OF DAY		
1 -	OUTLAP	91.3	55.368	102.6	1:51.688	63.95	15.695	09:02:26.108	
2 -	47.147	97.6	55.517		1:42.664	69.57	6.671	09:04:08.772	
3 -	46.876	101.2	53.142		1:40.018	71.41	4.025	09:05:48.790	
4 -	47.822	91.8	IN PIT		3:08.910 P	37.80	1:32.917	09:08:57.700	
5 -	OUTLAP	98.3	52.902		1:45.948	67.41	9.955	09:10:43.648	
6 -	45.098	106.3	51.750		1:36.848 (3)	73.74	0.855	09:12:20.496	
7 -	44.956	106.6	51.466	104.3	1:36.422 (2)	74.07	0.429	09:13:56.918	
8 -	44.697	105.3	51.296	106.6	1:35.993 (1)	74.40		09:15:32.911	

P4		40 C		Bradley LANE		Honda Civic EP3 - Lanes Honda Racing			
IDEAL LAP TIME : 1:35.861		BEST LAP TIME : 1:36.079		DIFFERENCE : 0.218					
LAP	SECTOR 1	SECTOR 2		LAP TIME	MPH	DIFF	TIME OF DAY		
1 -	OUTLAP	77.1	58.712	105.0	1:55.013	62.10	18.934	09:02:33.803	
2 -	51.351	79.6	56.106	105.0	1:47.457	66.46	11.378	09:04:21.260	
3 -	49.525	87.7	54.278	106.8	1:43.803	68.80	7.724	09:06:05.063	
4 -	46.308	103.8	52.274	107.2	1:38.582	72.45	2.503	09:07:43.645	
5 -	45.397	100.1	52.343	108.2	1:37.740	73.07	1.661	09:09:21.385	
6 -	45.569	109.8	51.245	106.3	1:36.814 (2)	73.77	0.735	09:10:58.199	
7 -	44.616	108.4	51.463	107.0	1:36.079 (1)	74.34		09:12:34.278	
8 -	45.490	106.6	51.936	106.8	1:37.426 (3)	73.31	1.347	09:14:11.704	
9 -	49.752	79.8	53.641	107.5	1:43.393	69.08	7.314	09:15:55.097	

Club Time Attack - Snetterton - 22nd October 2023

Racing Hondas Championship

FREE PRACTICE - SECTOR ANALYSIS



SECTOR 1 = FL to I1, SECTOR 2 = I1 to FL, DIFF = Difference To Personal Best Lap, P = Crossed Finish Line in Pit Lane, D = Time Disallowed

P5 99 D		Andy BARNES		Honda Civic FN2 - Kent Models				
IDEAL LAP TIME : 1:35.939		BEST LAP TIME : 1:36.159		DIFFERENCE : 0.220				
LAP	SECTOR 1	SECTOR 2		LAP TIME	MPH	DIFF	TIME OF DAY	
1 -	OUTLAP	78.6	59.639	102.6	2:00.610	59.22	24.451	09:02:32.884
2 -	49.743	94.1	55.739	104.5	1:45.482	67.71	9.323	09:04:18.366
3 -	46.935	96.2	55.202	103.5	1:42.137	69.93	5.978	09:06:00.503
4 -	46.376	94.9	54.058	104.3	1:40.434	71.11	4.275	09:07:40.937
5 -	46.810	101.2	53.274	104.0	1:40.084	71.36	3.925	09:09:21.021
6 -	45.756	110.3	52.915	104.3	1:38.671	72.38	2.512	09:10:59.692
7 -	45.812	103.4	52.394	105.1	1:38.206	72.73	2.047	09:12:37.898
8 -	45.341	98.8	51.659	105.3	1:37.000 (3)	73.63	0.841	09:14:14.898
9 -	44.818	105.0	53.903	104.3	1:38.721	72.35	2.562	09:15:53.619
10 -	45.687	103.8	52.669	103.7	1:38.356	72.61	2.197	09:17:31.975
11 -	45.168	109.1	51.369	103.8	1:36.537 (2)	73.98	0.378	09:19:08.512
12 -	45.038	104.6	51.121	105.0	1:36.159 (1)	74.27		09:20:44.671

P6 20 C		James KAYE		Honda Civic EP3 - Lucas Oil Products				
IDEAL LAP TIME : 1:36.020		BEST LAP TIME : 1:36.171		DIFFERENCE : 0.151				
LAP	SECTOR 1	SECTOR 2		LAP TIME	MPH	DIFF	TIME OF DAY	
1 -	OUTLAP	107.5	57.065	103.4	1:51.866	63.84	15.695	09:08:52.647
2 -	47.221	107.3	59.292	100.7	1:46.513	67.05	10.342	09:10:39.160
3 -	46.237	111.2	53.477	105.1	1:39.714	71.63	3.543	09:12:18.874
4 -	45.238	113.3	52.169	105.5	1:37.407	73.32	1.236	09:13:56.281
5 -	44.891	111.4	51.513	105.5	1:36.404 (2)	74.08	0.233	09:15:32.685
6 -	45.042	114.7	51.129	106.8	1:36.171 (1)	74.26		09:17:08.856
7 -	45.272	116.3	53.307	102.9	1:38.579	72.45	2.408	09:18:47.435
8 -	44.904	118.7	51.713	105.3	1:36.617 (3)	73.92	0.446	09:20:24.052

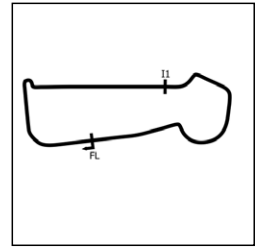
P7 32 C		Mervyn BECKETT		Honda Civic EP3 - MJ Auto Styling				
IDEAL LAP TIME : 1:37.625		BEST LAP TIME : 1:38.323		DIFFERENCE : 0.698				
LAP	SECTOR 1	SECTOR 2		LAP TIME	MPH	DIFF	TIME OF DAY	
1 -	OUTLAP	84.9	59.851	100.7	1:56.206	61.46	17.883	09:02:31.880
2 -	51.042	82.2	56.932	105.6	1:47.974	66.15	9.651	09:04:19.854
3 -	49.040	83.0	56.005	95.1	1:45.045	67.99	6.722	09:06:04.899
4 -	47.873	96.0	53.715	106.1	1:41.588	70.30	3.265	09:07:46.487
5 -	46.908	94.5	53.641	106.3	1:40.549	71.03	2.226	09:09:27.036
6 -	47.225	94.5	53.155	106.1	1:40.380	71.15	2.057	09:11:07.416
7 -	46.332	92.3	51.991	106.6	1:38.323 (1)	72.64		09:12:45.739
8 -	45.773	96.8	IN PIT		3:24.451 P	34.93	1:46.128	09:16:10.190
9 -	OUTLAP	97.5	53.315	106.3	1:43.936	68.72	5.613	09:17:54.126
10 -	45.634	107.2	53.160	107.0	1:38.794 (3)	72.29	0.471	09:19:32.920
11 -	46.447	103.2	52.067	101.5	1:38.514 (2)	72.50	0.191	09:21:11.434

P8 86 C		Adam KRUGER		Honda Civic EP3 - Ben Sharpe Racing			
IDEAL LAP TIME :		BEST LAP TIME : 1:39.967		DIFFERENCE :			
LAP	SECTOR 1	SECTOR 2		LAP TIME	MPH	DIFF	TIME OF DAY
1 -				1:53.103	63.15	13.136	09:04:40.273
2 -				1:45.796	67.51	5.829	09:06:26.069
3 -				1:45.128	67.94	5.161	09:08:11.197
4 -				1:43.328	69.12	3.361	09:09:54.525
5 -				1:42.746	69.51	2.779	09:11:37.271
6 -				1:41.614 (3)	70.29	1.647	09:13:18.885
7 -				1:41.763	70.18	1.796	09:15:00.648
8 -				1:41.085 (2)	70.65	1.118	09:16:41.733
9 -				1:41.877	70.10	1.910	09:18:23.610
10 -				1:43.546	68.97	3.579	09:20:07.156
11 -				1:39.967 (1)	71.44		09:21:47.123

Club Time Attack - Snetterton - 22nd October 2023

Racing Hondas Championship

FREE PRACTICE - SECTOR ANALYSIS



SECTOR 1 = FL to I1, SECTOR 2 = I1 to FL, DIFF = Difference To Personal Best Lap, P = Crossed Finish Line in Pit Lane, D = Time Disallowed

P9 63 B		Phil WRIGHT		Honda Civic EP3 - Phil Wright Racing				
IDEAL LAP TIME : 1:39.696		BEST LAP TIME : 1:40.867		DIFFERENCE : 1.171				
LAP	SECTOR 1	SECTOR 2		LAP TIME	MPH	DIFF	TIME OF DAY	
1 -	OUTLAP	86.3	56.525	102.9	1:52.318	63.59	11.451	09:02:22.437
2 -	47.544	96.4	53.323	108.0	1:40.867 (1)	70.81		09:04:03.304

P10 46 C		Nick CHARLIER		Honda Civic EP3 - Click Waste Racing				
IDEAL LAP TIME : 1:40.313		BEST LAP TIME : 1:41.078		DIFFERENCE : 0.765				
LAP	SECTOR 1	SECTOR 2		LAP TIME	MPH	DIFF	TIME OF DAY	
1 -	OUTLAP	74.7	1:03.216	79.9	2:04.253	57.48	23.175	09:02:54.547
2 -	52.744	92.4	59.036	86.5	1:51.780	63.89	10.702	09:04:46.327
3 -	50.457	94.7	57.999	87.3	1:48.456	65.85	7.378	09:06:34.783
4 -	49.382	97.8	1:04.037	89.1	1:53.419	62.97	12.341	09:08:28.202
5 -	57.481	93.4	56.029	93.0	1:53.510	62.92	12.432	09:10:21.712
6 -	48.729	101.6	55.196	97.1	1:43.925	68.72	2.847	09:12:05.637
7 -	50.206	97.2	54.096	96.8	1:44.302	68.47	3.224	09:13:49.939
8 -	48.211	102.2	53.518	95.3	1:41.729 (2)	70.21	0.651	09:15:31.668
9 -	47.180	101.9	53.898	90.6	1:41.078 (1)	70.66		09:17:12.746
10 -	48.316	105.3	53.479	100.1	1:41.795 (3)	70.16	0.717	09:18:54.541
11 -	46.834	98.9	56.004	83.6	1:42.838	69.45	1.760	09:20:37.379

P11 69 D		James MANSELL		Honda Civic EP3 -				
IDEAL LAP TIME : 1:42.373		BEST LAP TIME : 1:42.373		DIFFERENCE : 0.000				
LAP	SECTOR 1	SECTOR 2		LAP TIME	MPH	DIFF	TIME OF DAY	
1 -	OUTLAP	73.2	1:05.301	101.5	2:06.467	56.47	24.094	09:02:51.231
2 -	51.842	92.8	1:00.516	102.2	1:52.358	63.56	9.985	09:04:43.589
3 -	49.825	99.5	58.986	103.7	1:48.811	65.64	6.438	09:06:32.400
4 -	48.635	108.2	57.565	103.7	1:46.200	67.25	3.827	09:08:18.600
5 -	47.715	102.6	57.323	102.9	1:45.038	67.99	2.665	09:10:03.638
6 -	48.084	109.1	56.597	102.7	1:44.681 (3)	68.23	2.308	09:11:48.319
7 -	48.870	100.1	57.098	101.9	1:45.968	67.40	3.595	09:13:34.287
8 -	48.372	106.3	55.943	102.1	1:44.315 (2)	68.47	1.942	09:15:18.602
9 -	47.478	98.5	IN PIT		2:47.170 P	42.72	1:04.797	09:18:05.772
10 -	OUTLAP	95.5	56.332	105.0	1:48.409	65.88	6.036	09:19:54.181
11 -	47.158	105.5	55.215	104.8	1:42.373 (1)	69.76		09:21:36.554

P12 177 D		Ed SIBBALD		Honda Civic EP3 - MJ Motorsport				
IDEAL LAP TIME : 1:57.034		BEST LAP TIME :		DIFFERENCE :				
LAP	SECTOR 1	SECTOR 2		LAP TIME	MPH	DIFF	TIME OF DAY	
1 -	OUTLAP	83.8	1:02.505	66.0	2:02.518	58.29		09:09:21.823
2 -	54.529	78.7	IN PIT		2:54.261 P	40.98		09:12:16.084
3 -	OUTLAP	100.0	IN PIT		2:48.755 P	42.32		09:15:04.839

Club Time Attack - Snetterton - 22nd October 2023

Racing Hondas Championship

FREE PRACTICE - BEST SECTORS

SECTOR 1			SECTOR 2			IDEAL / BEST COMPARISON						
POS	NO	NAME	TIME	NO	NAME	TIME	POS	NO	NAME	IDEAL	BEST	DIFF
									PERFECT LAP	1:31.524		
1	31	MURFIN	42.823	31	MURFIN	48.701	1	31	MURFIN	1:31.524	1:31.524	0.000
2	82	HARVEY	43.701	82	HARVEY	49.799	2	82	HARVEY	1:33.500	1:33.500	0.000
3	40	LANE	44.616	99	BARNES	51.121	3	40	LANE	1:35.861	1:36.079	0.218
4	56	LAWRENCE	44.697	20	KAYE	51.129	4	99	BARNES	1:35.939	1:36.159	0.220
5	99	BARNES	44.818	40	LANE	51.245	5	56	LAWRENCE	1:35.993	1:35.993	0.000
6	20	KAYE	44.891	56	LAWRENCE	51.296	6	20	KAYE	1:36.020	1:36.171	0.151
7	32	BECKETT	45.634	32	BECKETT	51.991	7	32	BECKETT	1:37.625	1:38.323	0.698
8	63	WRIGHT	46.373	63	WRIGHT	53.323	8	63	WRIGHT	1:39.696	1:40.867	1.171
9	46	CHARLIER	46.834	46	CHARLIER	53.479	9	46	CHARLIER	1:40.313	1:41.078	0.765
10	69	MANSELL	47.158	69	MANSELL	55.215	10	69	MANSELL	1:42.373	1:42.373	0.000
11	177	SIBBALD	54.529	177	SIBBALD	1:02.505	11	177	SIBBALD	1:57.034		
12							12	86	KRUGER		1:39.967	
13												

Club Time Attack - Snetterton - 22nd October 2023

Racing Hondas Championship

FREE PRACTICE - BEST SPEEDS

INTERMEDIATE 1				FINISH LINE		
POS	NO	NAME	MPH	NO	NAME	MPH
1	31	MURFIN	122.6	82	HARVEY	113.5
2	20	KAYE	118.7	31	MURFIN	113.3
3	82	HARVEY	113.7	40	LANE	108.2
4	99	BARNES	110.3	63	WRIGHT	108.0
5	40	LANE	109.8	32	BECKETT	107.0
6	56	LAWRENCE	109.1	20	KAYE	106.8
7	69	MANSELL	109.1	56	LAWRENCE	106.6
8	32	BECKETT	107.2	99	BARNES	105.3
9	46	CHARLIER	105.3	69	MANSELL	105.0
10	177	SIBBALD	100.0	46	CHARLIER	100.1
11	63	WRIGHT	99.4	177	SIBBALD	66.0
12	16	PIPER	95.7			
13						

Club Time Attack - Snetterton - 22nd October 2023

Racing Hondas Championship

FREE PRACTICE - STATISTICS

Competitors Started 13
Planned Start 2023-10-22 @ 09:00:00.000
Actual Start 2023-10-22 @ 09:00:13.525
Finish Time 2023-10-22 @ 09:20:17.708
Track Length 1.9840mi.
Total Laps 105
Total Distance Covered 208.3240mi.

Session Fastest Lap History

NO	CL	NAME	LAP TIME	TIME OF DAY	LAP	VEHICLE
31	B	Will MURFIN	1:37.966	09:03:49.907	2	Honda Civic EK
31	B	Will MURFIN	1:37.594	09:05:27.505	3	Honda Civic EK
31	B	Will MURFIN	1:35.247	09:07:02.751	4	Honda Civic EK
31	B	Will MURFIN	1:32.176	09:14:56.400	8	Honda Civic EK
31	B	Will MURFIN	1:31.524	09:16:27.924	9	Honda Civic EK

Flag History

TYPE	TIME OF DAY
GREEN	09:00:13.525
FINISH	09:20:17.708

Flag Statistics

TYPE	COUNT	TOTAL LAPS	TOTAL TIME
Green	1	12	22:21.710
Red	0	0	0.000
Safety Car	0	0	0.000
FCY	0	0	0.000

Club Time Attack - Snetterton - 22nd October 2023

Racing Hondas Championship

FREE PRACTICE - STATISTICS

CLASS : B

3 Starters

Fastest Lap History

NO	NAME	LAP TIME	TIME OF DAY	LAP	VEHICLE
31	Will MURFIN	1:37.966	09:03:49.907	2	Honda Civic EK
31	Will MURFIN	1:37.594	09:05:27.505	3	Honda Civic EK
31	Will MURFIN	1:35.247	09:07:02.751	4	Honda Civic EK
31	Will MURFIN	1:32.176	09:14:56.400	8	Honda Civic EK
31	Will MURFIN	1:31.524	09:16:27.924	9	Honda Civic EK

Club Time Attack - Snetterton - 22nd October 2023

Racing Hondas Championship

FREE PRACTICE - STATISTICS

CLASS : C

6 Starters

Fastest Lap History

NO	NAME	LAP TIME	TIME OF DAY	LAP	VEHICLE
32	Mervyn BECKETT	1:47.974	09:04:19.864	2	Honda Civic EP3
40	Bradley LANE	1:47.457	09:04:21.274	2	Honda Civic EP3
32	Mervyn BECKETT	1:45.045	09:06:04.911	3	Honda Civic EP3
40	Bradley LANE	1:43.803	09:06:05.000	3	Honda Civic EP3
40	Bradley LANE	1:38.582	09:07:43.658	4	Honda Civic EP3
40	Bradley LANE	1:37.740	09:09:21.398	5	Honda Civic EP3
40	Bradley LANE	1:36.814	09:10:58.213	6	Honda Civic EP3
40	Bradley LANE	1:36.079	09:12:34.291	7	Honda Civic EP3

Club Time Attack - Snetterton - 22nd October 2023

Racing Hondas Championship

FREE PRACTICE - STATISTICS

CLASS : D

4 Starters

Fastest Lap History

NO	NAME	LAP TIME	TIME OF DAY	LAP	VEHICLE
56	David LAWRENCE	1:42.664	09:04:08.778	2	Honda Civic FN2
56	David LAWRENCE	1:40.018	09:05:48.793	3	Honda Civic FN2
99	Andy BARNES	1:38.671	09:10:59.707	6	Honda Civic FN2
56	David LAWRENCE	1:36.848	09:12:20.496	6	Honda Civic FN2
56	David LAWRENCE	1:36.422	09:13:56.922	7	Honda Civic FN2
56	David LAWRENCE	1:35.993	09:15:32.911	8	Honda Civic FN2

Club Time Attack - Snetterton - 22nd October 2023

Racing Hondas Championship

QUALIFYING - CLASSIFICATION

POS	NO	CL	PIC NAME	ENTRY	TIME	ON	LAPS	GAP	DIFF	MPH
1	63	B	1 Phil WRIGHT	Honda Civic EP3 - Phil Wright Racing	1:22.690	13	13			86.37
2	31	B	2 Will MURFIN	Honda Civic EK - Murfin Motorsport	1:23.217	5	6	0.527	0.527	85.83
3	122	B	3 Shay KAVANAGH	Honda Civic EP3 - SK Motorsport	1:24.461	13	14	1.771	1.244	84.56
4	20	C	1 James KAYE	Honda Civic EP3 - Lucas Oil Products	1:25.190	10	11	2.500	0.729	83.84
5	40	C	2 Bradley LANE	Honda Civic EP3 - Lanes Honda Racing	1:25.482	10	11	2.792	0.292	83.55
6	46	C	3 Nick CHARLIER	Honda Civic EP3 - Click Waste Racing	1:25.523	12	13	2.833	0.041	83.51
7	56	D	1 David LAWRENCE	Honda Civic FN2 - Area Motorsport	1:25.654	10	10	2.964	0.131	83.38
8	82	B	4 Luke HARVEY	Honda Civic EK - TBP Racing	1:26.043	6	6	3.353	0.389	83.01
9	32	C	4 Mervyn BECKETT	Honda Civic EP3 - MJ Auto Styling	1:26.466	12	12	3.776	0.423	82.60
10	86	C	5 Adam KRUGER	Honda Civic EP3 - Ben Sharpe Racing	1:26.538	14	14	3.848	0.072	82.53
11	99	D	2 Andy BARNES	Honda Civic FN2 - Kent Models	1:26.642	12	14	3.952	0.104	82.43
12	177	D	3 Ed SIBBALD	Honda Civic EP3 - MJ Motorsport	1:28.497	8	9	5.807	1.855	80.70
13	16	C	6 Ben PIPER	Honda Civic EP3 - Bethnal Green Racing	1:28.794	9	10	6.104	0.297	80.43
14	69	D	4 James MANSELL	Honda Civic EP3 -	1:30.353	11	13	7.663	1.559	79.05

* Car 86 - Please fit a working transponder Q12.8.1

Weather / Track : Sunny / Dry

These results are provisional until the conclusion of any judicial and technical matters.

Snetterton 200: 1.9840 miles

Date: 22/10/2023 Start: 10:40 Finish: 11:00

Clerk Of Course : Stacey Lawday

Stewards :

Timekeeper : Rob Cook

Results can be found at www.tsl-timing.com

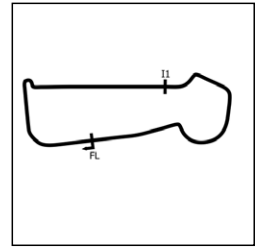
Printed - 11:09 Sunday, 22 October 2023



Club Time Attack - Snetterton - 22nd October 2023

Racing Hondas Championship

QUALIFYING - SECTOR ANALYSIS



SECTOR 1 = FL to I1, SECTOR 2 = I1 to FL, DIFF = Difference To Personal Best Lap, P = Crossed Finish Line in Pit Lane, D = Time Disallowed

P1		63 B		Phil WRIGHT		Honda Civic EP3 - Phil Wright Racing			
IDEAL LAP TIME : 1:22.690		BEST LAP TIME : 1:22.690		DIFFERENCE : 0.000					
LAP	SECTOR 1	SECTOR 2		LAP TIME	MPH	DIFF	TIME OF DAY		
1 -	OUTLAP	101.0	52.361	109.2	1:42.486	69.69	19.796	10:42:17.293	
2 -	42.136	113.3	46.113	110.7	1:28.249	80.93	5.559	10:43:45.542	
3 -	40.809	124.2	45.328	110.1	1:26.137	82.92	3.447	10:45:11.679	
4 -	39.971	126.1	44.469	110.3	1:24.440	84.58	1.750	10:46:36.119	
5 -	40.328	125.2	44.150	111.2	1:24.478	84.54	1.788	10:48:00.597	
6 -	40.048	124.2	43.919	111.4	1:23.967	85.06	1.277	10:49:24.564	
7 -	39.723	124.9	43.633	111.1	1:23.356 (3)	85.68	0.666	10:50:47.920	
8 -	40.629	124.5	IN PIT		2:46.714 P	42.84	1:24.024	10:53:34.634	
9 -	OUTLAP	121.3	45.850	111.2	1:30.749	78.70	8.059	10:55:05.383	
10 -	39.722	125.9	43.920	111.6	1:23.642	85.39	0.952	10:56:29.025	
11 -	40.456	124.2	44.440	111.4	1:24.896	84.13	2.206	10:57:53.921	
12 -	39.438	126.6	43.604	111.6	1:23.042 (2)	86.01	0.352	10:59:16.963	
13 -	39.358	126.6	43.332	110.7	1:22.690 (1)	86.37		11:00:39.653	

P2		31 B		Will MURFIN		Honda Civic EK - Murfin Motorsport			
IDEAL LAP TIME : 1:23.066		BEST LAP TIME : 1:23.217		DIFFERENCE : 0.151					
LAP	SECTOR 1	SECTOR 2		LAP TIME	MPH	DIFF	TIME OF DAY		
1 -	OUTLAP	111.2	51.282	108.9	1:39.341	71.89	16.124	10:42:17.484	
2 -	41.667	128.0	44.745	112.7	1:26.412	82.65	3.195	10:43:43.896	
3 -	40.097	127.8	44.165	113.7	1:24.262 (3)	84.76	1.045	10:45:08.158	
4 -	39.244	128.5	44.479	114.3	1:23.723 (2)	85.31	0.506	10:46:31.881	
5 -	39.395	127.5	43.822	114.9	1:23.217 (1)	85.83		10:47:55.098	
6 -	43.133	105.3	49.892	114.7	1:33.025	76.78	9.808	10:49:28.123	

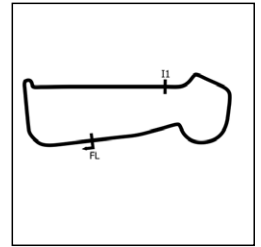
P3		122 B		Shay KAVANAGH		Honda Civic EP3 - SK Motorsport			
IDEAL LAP TIME : 1:24.435		BEST LAP TIME : 1:24.461		DIFFERENCE : 0.026					
LAP	SECTOR 1	SECTOR 2		LAP TIME	MPH	DIFF	TIME OF DAY		
1 -	OUTLAP	106.3	52.380	98.6	1:43.079	69.29	18.618	10:42:19.189	
2 -	44.292	122.9	51.509	86.1	1:35.801	74.55	11.340	10:43:54.990	
3 -	43.503	115.7	49.390	110.1	1:32.893	76.88	8.432	10:45:27.883	
4 -	43.631	122.0	45.758	107.8	1:29.389	79.90	4.928	10:46:57.272	
5 -	41.899	121.7	45.481	110.0	1:27.380	81.74	2.919	10:48:24.652	
6 -	41.840	122.2	45.622	108.7	1:27.462	81.66	3.001	10:49:52.114	
7 -	42.518	121.3	45.430	107.8	1:27.948	81.21	3.487	10:51:20.062	
8 -	41.495	121.7	44.555	108.2	1:26.050	83.00	1.589	10:52:46.112	
9 -	41.290	121.5	44.658	106.8	1:25.948	83.10	1.487	10:54:12.060	
10 -	43.242	118.9	45.025	106.8	1:28.267	80.91	3.806	10:55:40.327	
11 -	40.645	122.2	44.224	109.4	1:24.869 (2)	84.15	0.408	10:57:05.196	
12 -	40.836	122.0	44.105	106.8	1:24.941 (3)	84.08	0.480	10:58:30.137	
13 -	40.671	122.0	43.790	108.5	1:24.461 (1)	84.56		10:59:54.598	
14 -	40.820	122.0	45.795	78.1	1:26.615	82.46	2.154	11:01:21.213	

P4		20 C		James KAYE		Honda Civic EP3 - Lucas Oil Products			
IDEAL LAP TIME : 1:25.123		BEST LAP TIME : 1:25.190		DIFFERENCE : 0.067					
LAP	SECTOR 1	SECTOR 2		LAP TIME	MPH	DIFF	TIME OF DAY		
1 -	OUTLAP	109.1	49.209	107.0	1:38.259	72.69	13.069	10:42:32.879	
2 -	41.876	122.6	46.197	107.8	1:28.073	81.09	2.883	10:44:00.952	
3 -	44.017	121.3	50.911	108.9	1:34.928	75.24	9.738	10:45:35.880	
4 -	41.292	122.6	46.321	107.7	1:27.613	81.52	2.423	10:47:03.493	
5 -	40.826	124.7	45.787	109.4	1:26.613	82.46	1.423	10:48:30.106	
6 -	40.450	124.5	45.265	108.4	1:25.715	83.32	0.525	10:49:55.821	
7 -	41.221	122.9	44.772	108.2	1:25.993	83.05	0.803	10:51:21.814	
8 -	40.961	122.6	44.704	108.9	1:25.665	83.37	0.475	10:52:47.479	
9 -	40.725	123.5	44.725	108.2	1:25.450 (3)	83.58	0.260	10:54:12.929	
10 -	40.492	122.2	44.698	108.4	1:25.190 (1)	83.84		10:55:38.119	
11 -	40.626	122.2	44.673	108.2	1:25.299 (2)	83.73	0.109	10:57:03.418	

Club Time Attack - Snetterton - 22nd October 2023

Racing Hondas Championship

QUALIFYING - SECTOR ANALYSIS



SECTOR 1 = FL to I1, SECTOR 2 = I1 to FL, DIFF = Difference To Personal Best Lap, P = Crossed Finish Line in Pit Lane, D = Time Disallowed

P5		40 C		Bradley LANE		Honda Civic EP3 - Lanes Honda Racing			
IDEAL LAP TIME : 1:25.124		BEST LAP TIME : 1:25.482		DIFFERENCE : 0.358					
LAP	SECTOR 1	SECTOR 2		LAP TIME	MPH	DIFF	TIME OF DAY		
1 -	OUTLAP	92.5	53.264	106.1	1:47.390	66.51	21.908	10:42:48.280	
2 -	43.794	110.9	47.787	108.7	1:31.581	77.99	6.099	10:44:19.861	
3 -	41.475	118.9	46.403	108.7	1:27.878	81.27	2.396	10:45:47.739	
4 -	43.128	120.0	45.993	109.1	1:29.121	80.14	3.639	10:47:16.860	
5 -	41.440	120.4	45.505	109.8	1:26.945	82.15	1.463	10:48:43.805	
6 -	42.744	118.1	45.997	109.4	1:28.741	80.48	3.259	10:50:12.546	
7 -	40.641	122.2	45.295	108.9	1:25.936 (2)	83.11	0.454	10:51:38.482	
8 -	40.511	121.7	47.364	108.2	1:27.875	81.28	2.393	10:53:06.357	
9 -	41.357	122.2	44.788	108.4	1:26.145 (3)	82.91	0.663	10:54:32.502	
10 -	40.869	121.7	44.613	108.7	1:25.482 (1)	83.55		10:55:57.984	
11 -	40.679	121.5	49.352	99.7	1:30.031	79.33	4.549	10:57:28.015	

P6		46 C		Nick CHARLIER		Honda Civic EP3 - Click Waste Racing			
IDEAL LAP TIME : 1:24.935		BEST LAP TIME : 1:25.523		DIFFERENCE : 0.588					
LAP	SECTOR 1	SECTOR 2		LAP TIME	MPH	DIFF	TIME OF DAY		
1 -	OUTLAP	97.5	51.573	103.4	1:47.708	66.31	22.185	10:42:50.372	
2 -	43.663	117.1	47.863	104.8	1:31.526	78.03	6.003	10:44:21.898	
3 -	42.087	118.1	46.868	104.3	1:28.955	80.29	3.432	10:45:50.853	
4 -	47.073	95.1	48.055	104.0	1:35.128	75.08	9.605	10:47:25.981	
5 -	41.982	117.5	49.843	104.3	1:31.825	77.78	6.302	10:48:57.806	
6 -	41.714	118.3	45.813	105.5	1:27.527	81.60	2.004	10:50:25.333	
7 -	41.115	118.5	45.381	105.3	1:26.496	82.57	0.973	10:51:51.829	
8 -	40.972	118.1	45.169	105.1	1:26.141 (2)	82.91	0.618	10:53:17.970	
9 -	41.168	118.5	44.983	105.8	1:26.151 (3)	82.90	0.628	10:54:44.121	
10 -	42.580	96.1	52.449	105.3	1:35.029	75.16	9.506	10:56:19.150	
11 -	41.165	118.1	46.919	105.1	1:28.084	81.08	2.561	10:57:47.234	
12 -	41.340	118.3	44.183	106.0	1:25.523 (1)	83.51		10:59:12.757	
13 -	40.752	119.6	51.333	89.3	1:32.085	77.56	6.562	11:00:44.842	

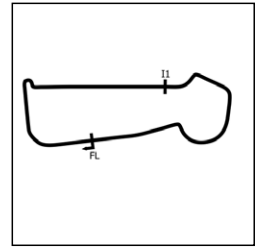
P7		56 D		David LAWRENCE		Honda Civic FN2 - Area Motorsport			
IDEAL LAP TIME : 1:25.654		BEST LAP TIME : 1:25.654		DIFFERENCE : 0.000					
LAP	SECTOR 1	SECTOR 2		LAP TIME	MPH	DIFF	TIME OF DAY		
1 -	OUTLAP	110.0	50.146		1:38.352	72.62	12.698	10:42:19.352	
2 -	42.084	123.8	45.849		1:27.933	81.22	2.279	10:43:47.285	
3 -	41.282	121.3	45.962		1:27.244	81.86	1.590	10:45:14.529	
4 -	41.313	122.2	45.905		1:27.218	81.89	1.564	10:46:41.747	
5 -	41.083	125.9	45.265		1:26.348	82.71	0.694	10:48:08.095	
6 -	42.336	114.9	IN PIT		3:07.518 P	38.08	1:41.864	10:51:15.613	
7 -	OUTLAP	123.5	45.133		1:37.283	73.42	11.629	10:52:52.896	
8 -	41.113	123.5	44.792		1:25.905 (2)	83.14	0.251	10:54:18.801	
9 -	41.151	118.9	44.811		1:25.962 (3)	83.08	0.308	10:55:44.763	
10 -	41.036	120.4	44.618	112.2	1:25.654 (1)	83.38		10:57:10.417	

P8		82 B		Luke HARVEY		Honda Civic EK - TBP Racing			
IDEAL LAP TIME : 1:25.538		BEST LAP TIME : 1:26.043		DIFFERENCE : 0.505					
LAP	SECTOR 1	SECTOR 2		LAP TIME	MPH	DIFF	TIME OF DAY		
1 -	OUTLAP	81.5	56.691	94.2	1:58.976	60.03	32.933	10:42:56.930	
2 -	45.789	114.1	47.805	111.6	1:33.594	76.31	7.551	10:44:30.524	
3 -	42.920	114.9	46.607	112.2	1:29.527	79.78	3.484	10:46:00.051	
4 -	41.855	116.7	46.054	110.5	1:27.909 (3)	81.24	1.866	10:47:27.960	
5 -	40.486	122.6	45.906	110.9	1:26.392 (2)	82.67	0.349	10:48:54.352	
6 -	40.991	121.3	45.052	111.1	1:26.043 (1)	83.01		10:50:20.395	

Club Time Attack - Snetterton - 22nd October 2023

Racing Hondas Championship

QUALIFYING - SECTOR ANALYSIS



SECTOR 1 = FL to I1, SECTOR 2 = I1 to FL, DIFF = Difference To Personal Best Lap, P = Crossed Finish Line in Pit Lane, D = Time Disallowed

P9		32 C		Mervyn BECKETT		Honda Civic EP3 - MJ Auto Styling			
IDEAL LAP TIME : 1:26.466		BEST LAP TIME : 1:26.466		DIFFERENCE : 0.000					
LAP	SECTOR 1	SECTOR 2		LAP TIME	MPH	DIFF	TIME OF DAY		
1 -	OUTLAP	103.5	50.421	107.0	1:39.461	71.81	12.995	10:42:21.436	
2 -	43.073	116.9	48.913	106.8	1:31.986	77.64	5.520	10:43:53.422	
3 -	42.908	115.3	47.729	106.3	1:30.637	78.80	4.171	10:45:24.059	
4 -	42.147	109.6	47.516	106.3	1:29.663	79.65	3.197	10:46:53.722	
5 -	41.793	112.4	46.748	106.8	1:28.541	80.66	2.075	10:48:22.263	
6 -	41.478	112.4	47.287	107.2	1:28.765	80.46	2.299	10:49:51.028	
7 -	48.316	93.5	IN PIT		3:06.123	P	1:39.657	10:52:57.151	
8 -	OUTLAP	111.1	47.508	107.3	1:43.364	69.10	16.898	10:54:40.515	
9 -	41.022	115.1	46.084	106.8	1:27.106	81.99	0.640	10:56:07.621	
10 -	41.112	116.9	45.981	107.5	1:27.093	(3)	0.627	10:57:34.714	
11 -	40.991	113.7	45.968	107.2	1:26.959	(2)	0.493	10:59:01.673	
12 -	40.967	115.5	45.499	107.5	1:26.466	(1)		11:00:28.139	

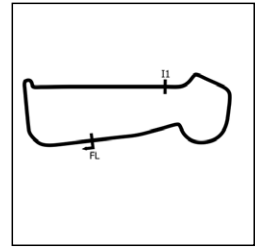
P10		86 C		Adam KRUGER		Honda Civic EP3 - Ben Sharpe Racing			
IDEAL LAP TIME :		BEST LAP TIME : 1:26.538		DIFFERENCE :					
LAP	SECTOR 1	SECTOR 2		LAP TIME	MPH	DIFF	TIME OF DAY		
1 -	OUTLAP				1:36.227	74.22	9.689	10:42:34.181	
2 -					1:29.796	79.54	3.258	10:44:03.977	
3 -					1:32.640	77.09	6.102	10:45:36.617	
4 -					1:28.818	80.41	2.280	10:47:05.435	
5 -					1:29.300	79.98	2.762	10:48:34.735	
6 -					1:29.535	79.77	2.997	10:50:04.270	
7 -					1:29.403	79.89	2.865	10:51:33.673	
8 -					1:28.838	80.39	2.300	10:53:02.511	
9 -					1:31.053	78.44	4.515	10:54:33.564	
10 -					1:27.351	(2)	0.813	10:56:00.915	
11 -					1:30.029	79.33	3.491	10:57:30.944	
12 -					1:27.701	(3)	1.163	10:58:58.645	
13 -					1:28.630	80.58	2.092	11:00:27.275	
14 -					1:26.538	(1)		11:01:53.813	

P11		99 D		Andy BARNES		Honda Civic FN2 - Kent Models			
IDEAL LAP TIME : 1:26.450		BEST LAP TIME : 1:26.642		DIFFERENCE : 0.192					
LAP	SECTOR 1	SECTOR 2		LAP TIME	MPH	DIFF	TIME OF DAY		
1 -	OUTLAP	97.9	50.930	98.9	1:40.321	71.19	13.679	10:42:29.053	
2 -	43.548	114.5	47.528	101.6	1:31.076	78.42	4.434	10:44:00.129	
3 -	42.871	114.3	47.778	103.5	1:30.649	78.79	4.007	10:45:30.778	
4 -	42.351	111.6	53.186	66.6	1:35.537	74.76	8.895	10:47:06.315	
5 -	47.949	98.9	47.346	104.5	1:35.295	74.95	8.653	10:48:41.610	
6 -	41.703	119.1	45.793	105.3	1:27.496	81.63	0.854	10:50:09.106	
7 -	42.393	118.9	45.673	105.1	1:28.066	81.10	1.424	10:51:37.172	
8 -	41.626	120.2	47.597	103.8	1:29.223	80.05	2.581	10:53:06.395	
9 -	42.450	119.8	45.514	105.5	1:27.964	81.19	1.322	10:54:34.359	
10 -	41.430	120.6	45.888	105.8	1:27.318	81.79	0.676	10:56:01.677	
11 -	42.340	118.3	45.137	105.0	1:27.477	81.65	0.835	10:57:29.154	
12 -	41.622	118.7	45.020	104.8	1:26.642	(1)		10:58:55.796	
13 -	41.661	118.7	45.118	104.0	1:26.779	(2)	0.137	11:00:22.575	
14 -	41.832	118.5	45.437	103.5	1:27.269	(3)	0.627	11:01:49.844	

Club Time Attack - Snetterton - 22nd October 2023

Racing Hondas Championship

QUALIFYING - SECTOR ANALYSIS



SECTOR 1 = FL to I1, SECTOR 2 = I1 to FL, DIFF = Difference To Personal Best Lap, P = Crossed Finish Line in Pit Lane, D = Time Disallowed

P12		177 D		Ed SIBBALD		Honda Civic EP3 - MJ Motorsport			
IDEAL LAP TIME : 1:28.251		BEST LAP TIME : 1:28.497		DIFFERENCE : 0.246					
LAP	SECTOR 1	SECTOR 2		LAP TIME	MPH	DIFF	TIME OF DAY		
1 -	OUTLAP	100.6	51.887	96.5	1:41.863	70.11	13.366	10:42:21.573	
2 -	44.315	114.1	48.631	105.6	1:32.946	76.84	4.449	10:43:54.519	
3 -	43.619	112.0	49.910	105.0	1:33.529	76.36	5.032	10:45:28.048	
4 -	44.307	119.6	46.915	104.3	1:31.222	78.29	2.725	10:46:59.270	
5 -	42.128	118.3	47.282	104.0	1:29.410 (2)	79.88	0.913	10:48:28.680	
6 -	41.795	117.1	IN PIT		2:14.845 P	52.96	46.348	10:50:43.525	
7 -	OUTLAP	113.5	47.614	102.9	1:35.846	74.52	7.349	10:52:19.371	
8 -	42.041	117.7	46.456	105.1	1:28.497 (1)	80.70		10:53:47.868	
9 -	43.589	115.3	46.545	104.2	1:30.134 (3)	79.24	1.637	10:55:18.002	

P13		16 C		Ben PIPER		Honda Civic EP3 - Bethnal Green Racing			
IDEAL LAP TIME : 1:28.044		BEST LAP TIME : 1:28.794		DIFFERENCE : 0.750					
LAP	SECTOR 1	SECTOR 2		LAP TIME	MPH	DIFF	TIME OF DAY		
1 -	OUTLAP	109.6	50.757	106.5	1:39.700	71.64	10.906	10:42:22.545	
2 -	44.020	117.7	48.132	106.1	1:32.152	77.50	3.358	10:43:54.697	
3 -	42.672	118.1	1:03.095	104.6	1:45.767	67.53	16.973	10:45:40.464	
4 -	1:04.881	113.3	51.545	104.6	1:56.426	61.34	27.632	10:47:36.890	
5 -	43.800	113.5	49.926	106.0	1:33.726	76.20	4.932	10:49:10.616	
6 -	42.953	112.9	48.170	106.1	1:31.123	78.38	2.329	10:50:41.739	
7 -	43.124	114.5	47.268	105.5	1:30.392	79.01	1.598	10:52:12.131	
8 -	43.006	117.1	46.670	105.3	1:29.676 (3)	79.64	0.882	10:53:41.807	
9 -	42.163	117.9	46.631	104.5	1:28.794 (1)	80.43		10:55:10.607	
10 -	42.471	117.5	46.326	105.8	1:28.797 (2)	80.43	0.003	10:56:39.398	

P14		69 D		James MANSELL		Honda Civic EP3 -			
IDEAL LAP TIME : 1:29.906		BEST LAP TIME : 1:30.353		DIFFERENCE : 0.447					
LAP	SECTOR 1	SECTOR 2		LAP TIME	MPH	DIFF	TIME OF DAY		
1 -	OUTLAP	108.4	53.466	102.4	1:44.044	68.64	13.691	10:42:17.778	
2 -	44.982	116.7	50.171	104.6	1:35.153	75.06	4.800	10:43:52.931	
3 -	44.514	109.6	49.972	104.3	1:34.486	75.59	4.133	10:45:27.417	
4 -	45.059	112.0	48.538	105.5	1:33.597	76.31	3.244	10:47:01.014	
5 -	42.995	115.9	48.648	104.6	1:31.643	77.93	1.290	10:48:32.657	
6 -	42.781	114.3	48.206	104.0	1:30.987	78.50	0.634	10:50:03.644	
7 -	43.114	115.1	48.725	105.6	1:31.839	77.77	1.486	10:51:35.483	
8 -	42.869	116.7	48.133	103.7	1:31.002	78.48	0.649	10:53:06.485	
9 -	43.492	117.9	47.347	105.6	1:30.839	78.62	0.486	10:54:37.324	
10 -	42.559	115.9	48.093	105.0	1:30.652 (2)	78.79	0.299	10:56:07.976	
11 -	42.676	115.1	47.677	105.0	1:30.353 (1)	79.05		10:57:38.329	
12 -	43.264	116.1	47.559	104.3	1:30.823 (3)	78.64	0.470	10:59:09.152	
13 -	42.909	117.1	47.942	95.7	1:30.851	78.61	0.498	11:00:40.003	

Club Time Attack - Snetterton - 22nd October 2023

Racing Hondas Championship

QUALIFYING - BEST SECTORS

SECTOR 1			SECTOR 2			IDEAL / BEST COMPARISON						
POS	NO	NAME	TIME	NO	NAME	TIME	POS	NO	NAME	IDEAL	BEST	DIFF
									PERFECT LAP	1:22.576		
1	31	MURFIN	39.244	63	WRIGHT	43.332	1	63	WRIGHT	1:22.690	1:22.690	0.000
2	63	WRIGHT	39.358	122	KAVANAGH	43.790	2	31	MURFIN	1:23.066	1:23.217	0.151
3	20	KAYE	40.450	31	MURFIN	43.822	3	122	KAVANAGH	1:24.435	1:24.461	0.026
4	82	HARVEY	40.486	46	CHARLIER	44.183	4	46	CHARLIER	1:24.935	1:25.523	0.588
5	40	LANE	40.511	40	LANE	44.613	5	20	KAYE	1:25.123	1:25.190	0.067
6	122	KAVANAGH	40.645	56	LAWRENCE	44.618	6	40	LANE	1:25.124	1:25.482	0.358
7	46	CHARLIER	40.752	20	KAYE	44.673	7	82	HARVEY	1:25.538	1:26.043	0.505
8	32	BECKETT	40.967	99	BARNES	45.020	8	56	LAWRENCE	1:25.654	1:25.654	0.000
9	56	LAWRENCE	41.036	82	HARVEY	45.052	9	99	BARNES	1:26.450	1:26.642	0.192
10	99	BARNES	41.430	32	BECKETT	45.499	10	32	BECKETT	1:26.466	1:26.466	0.000
11	16	PIPER	41.718	16	PIPER	46.326	11	16	PIPER	1:28.044	1:28.794	0.750
12	177	SIBBALD	41.795	177	SIBBALD	46.456	12	177	SIBBALD	1:28.251	1:28.497	0.246
13	69	MANSELL	42.559	69	MANSELL	47.347	13	69	MANSELL	1:29.906	1:30.353	0.447
14							14	86	KRUGER		1:26.538	

Club Time Attack - Snetterton - 22nd October 2023

Racing Hondas Championship

QUALIFYING - BEST SPEEDS

INTERMEDIATE 1				FINISH LINE		
POS	NO	NAME	MPH	NO	NAME	MPH
1	31	MURFIN	128.5	31	MURFIN	114.9
2	63	WRIGHT	126.6	56	LAWRENCE	112.2
3	56	LAWRENCE	125.9	82	HARVEY	112.2
4	20	KAYE	124.7	63	WRIGHT	111.6
5	82	HARVEY	123.8	122	KAVANAGH	110.1
6	122	KAVANAGH	122.9	40	LANE	109.8
7	40	LANE	122.2	20	KAYE	109.4
8	99	BARNES	120.6	32	BECKETT	107.5
9	46	CHARLIER	119.6	16	PIPER	106.5
10	177	SIBBALD	119.6	46	CHARLIER	106.0
11	16	PIPER	118.1	99	BARNES	105.8
12	69	MANSELL	117.9	177	SIBBALD	105.6
13	32	BECKETT	116.9	69	MANSELL	105.6
14						

Club Time Attack - Snetterton - 22nd October 2023

Racing Hondas Championship

QUALIFYING - STATISTICS

Competitors Started 14
Planned Start 2023-10-22 @ 10:40:00.000
Actual Start 2023-10-22 @ 10:40:27.371
Finish Time 2023-10-22 @ 11:00:30.040
Track Length 1.9840mi.
Total Laps 156
Total Distance Covered 309.5099mi.

Session Fastest Lap History

NO	CL	NAME	LAP TIME	TIME OF DAY	LAP	VEHICLE
31	B	Will MURFIN	1:26.412	10:43:43.912	2	Honda Civic EK
31	B	Will MURFIN	1:24.262	10:45:08.173	3	Honda Civic EK
31	B	Will MURFIN	1:23.723	10:46:31.894	4	Honda Civic EK
31	B	Will MURFIN	1:23.217	10:47:55.113	5	Honda Civic EK
63	B	Phil WRIGHT	1:23.042	10:59:16.969	12	Honda Civic EP3
63	B	Phil WRIGHT	1:22.690	11:00:39.660	13	Honda Civic EP3

Flag History

TYPE	TIME OF DAY
GREEN	10:40:27.371
FINISH	11:00:30.040

Flag Statistics

TYPE	COUNT	TOTAL LAPS	TOTAL TIME
Green	1	14	22:07.598
Red	0	0	0.000
Safety Car	0	0	0.000
FCY	0	0	0.000

Club Time Attack - Snetterton - 22nd October 2023

Racing Hondas Championship

QUALIFYING - STATISTICS

CLASS : B

4 Starters

Fastest Lap History

NO	NAME	LAP TIME	TIME OF DAY	LAP	VEHICLE
31	Will MURFIN	1:26.412	10:43:43.912	2	Honda Civic EK
31	Will MURFIN	1:24.262	10:45:08.173	3	Honda Civic EK
31	Will MURFIN	1:23.723	10:46:31.894	4	Honda Civic EK
31	Will MURFIN	1:23.217	10:47:55.113	5	Honda Civic EK
63	Phil WRIGHT	1:23.042	10:59:16.969	12	Honda Civic EP3
63	Phil WRIGHT	1:22.690	11:00:39.660	13	Honda Civic EP3

Club Time Attack - Snetterton - 22nd October 2023

Racing Hondas Championship

QUALIFYING - STATISTICS

CLASS : C

6 Starters

Fastest Lap History

NO	NAME	LAP TIME	TIME OF DAY	LAP	VEHICLE
32	Mervyn BECKETT	1:31.986	10:43:53.432	2	Honda Civic EP3
20	James KAYE	1:28.073	10:44:00.960	2	Honda Civic EP3
40	Bradley LANE	1:27.878	10:45:47.753	3	Honda Civic EP3
20	James KAYE	1:27.613	10:47:03.501	4	Honda Civic EP3
20	James KAYE	1:26.613	10:48:30.113	5	Honda Civic EP3
20	James KAYE	1:25.715	10:49:55.829	6	Honda Civic EP3
20	James KAYE	1:25.665	10:52:47.486	8	Honda Civic EP3
20	James KAYE	1:25.450	10:54:12.937	9	Honda Civic EP3
20	James KAYE	1:25.190	10:55:38.127	10	Honda Civic EP3

Club Time Attack - Snetterton - 22nd October 2023

Racing Hondas Championship

QUALIFYING - STATISTICS

CLASS : D

4 Starters

Fastest Lap History

NO	NAME	LAP TIME	TIME OF DAY	LAP	VEHICLE
56	David LAWRENCE	1:27.933	10:43:47.295	2	Honda Civic FN2
56	David LAWRENCE	1:27.244	10:45:14.540	3	Honda Civic FN2
56	David LAWRENCE	1:27.218	10:46:41.764	4	Honda Civic FN2
56	David LAWRENCE	1:26.348	10:48:08.104	5	Honda Civic FN2
56	David LAWRENCE	1:25.905	10:54:18.812	8	Honda Civic FN2
56	David LAWRENCE	1:25.654	10:57:10.427	10	Honda Civic FN2

Club Time Attack - Snetterton - 22nd October 2023

Racing Hondas Championship

RACE 1 - GRID (15 minutes)

ROW 7	13	1:28.794	16 Ben PIPER	14	1:30.353	69 James MANSELL		
ROW 6			11	1:26.642	99 Andy BARNES	12	1:28.497	177 Ed SIBBALD
ROW 5	9	1:26.466	32 Mervyn BECKETT	10	1:26.538	86 Adam KRUGER		
ROW 4			7	1:25.654	56 David LAWRENCE	8	1:26.043	82 Luke HARVEY
ROW 3	5	1:25.482	40 Bradley LANE	6	1:25.523	46 Nick CHARLIER		
ROW 2			3	1:24.461	122 Shay KAVANAGH	4	1:25.190	20 James KAYE
ROW 1	1	1:22.690	63 Phil WRIGHT	2	1:23.217	31 Will MURFIN		
Pole								

Snetterton 200: 1.9840 miles

These results are provisional until the conclusion of any judicial and technical matters.

Clerk Of Course : Stacey Lawday	Stewards :	Timekeeper : Rob Cook
---------------------------------	------------	-----------------------

Results can be found at www.tsl-timing.com

Printed - 11:16 Sunday, 22 October 2023



Club Time Attack - Snetterton - 22nd October 2023

Racing Hondas Championship

RACE 1 - CLASSIFICATION

POS	NO	CL	PIC NAME	ENTRY	LAPS	TIME	GAP	DIFF	MPH	BEST	ON
1	31	B	1 Will MURFIN	Honda Civic EK - Murfin Motorsport	4	5:47.809			82.14	1:23.715	2
2	20	C	1 James KAYE	Honda Civic EP3 - Lucas Oil Products	4	5:52.069	4.260	4.260	81.14	1:25.691	4
3	46	C	2 Nick CHARLIER	Honda Civic EP3 - Click Waste Racing	4	5:55.647	7.838	3.578	80.33	1:25.889	4
4	99	D	1 Andy BARNES	Honda Civic FN2 - Kent Models	4	5:58.295	10.486	2.648	79.73	1:27.506	2
5	56	D	2 David LAWRENCE	Honda Civic FN2 - Area Motorsport	4	5:58.473	10.664	0.178	79.69	1:27.320	2
6	86	C	3 Adam KRUGER	Honda Civic EP3 - Ben Sharpe Racing	4	5:58.750	10.941	0.277	79.63	1:26.714	3
7	69	D	3 James MANSELL	Honda Civic EP3 -	4	6:10.038	22.229	11.288	77.20	1:30.275	4
8	32	C	4 Mervyn BECKETT	Honda Civic EP3 - MJ Auto Styling	4	6:29.133	41.324	19.095	73.41	1:35.646	1

NOT CLASSIFIED

DNF	63	B	Phil WRIGHT	Honda Civic EP3 - Phil Wright Racing	2	2:54.480	2 Laps	2 Laps	81.87	1:23.600	2
DNF	16	C	Ben PIPER	Honda Civic EP3 - Bethnal Green Racing	0						
DNF	177	D	Ed SIBBALD	Honda Civic EP3 - MJ Motorsport	0						
DNF	122	B	Shay KAVANAGH	Honda Civic EP3 - SK Motorsport	0						
DNF	82	B	Luke HARVEY	Honda Civic EK - TBP Racing	0						

FASTEST LAP

63	B	Phil WRIGHT	Honda Civic EP3 - Phil Wright Racing	2	1:23.600	85.43 mph	137.49 kph
20	C	James KAYE	Honda Civic EP3 - Lucas Oil Products	4	1:25.691	83.35 mph	134.14 kph
56	D	David LAWRENCE	Honda Civic FN2 - Area Motorsport	2	1:27.320	81.79 mph	131.63 kph

Car 82 not running at time of red flag.
Car 122 possible pit lane starter

Weather / Track : Sunny / Dry

These results are provisional until the conclusion of any judicial and technical matters.

Race Distance: 4 Laps / 7.93 miles

Snetterton 200: 1.9840 miles

Date: 22/10/2023 Start: 13:39 Finish: 13:44

Clerk Of Course : Stacey Lawday	Stewards :	Timekeeper : Rob Cook
---------------------------------	------------	-----------------------

Results can be found at www.tsl-timing.com

Printed - 13:46 Sunday, 22 October 2023



Club Time Attack - Snetterton - 22nd October 2023

Racing Hondas Championship

RACE 1 - LAP CHART

LAP 1 @ 13:40:38.320			LAP 2 @ 13:42:02.035			LAP 3 @ 13:43:30.040			LAP 4 @ 13:44:55.817		
NO	BEHIND	LAP TIME	NO	BEHIND	LAP TIME	NO	BEHIND	LAP TIME	NO	BEHIND	LAP TIME
31		1:30.312	31		1:23.715	31		1:28.005	31		1:25.777
63	0.568	1:30.880	63	0.453	1:23.600	20	4.346	1:25.885	20	4.260	1:25.691
46	4.213	1:34.525	20	6.466	1:25.841	46	7.726	1:26.768	46	7.838	1:25.889
20	4.340	1:34.652	56	8.195	1:27.320	99	8.591	1:28.355	99	10.486	1:27.672
99	4.450	1:34.762	99	8.241	1:27.506	56	8.759	1:28.569	56	10.664	1:27.682
56	4.590	1:34.902	46	8.963	1:28.465	86	9.745	1:26.714	86	10.941	1:26.973
32	5.334	1:35.646	86	11.036	1:27.468	69	17.731	1:30.368	69	22.229	1:30.275
86	7.283	1:37.595	69	15.368	1:30.630	32	29.374	1:36.899	32	41.324	1:37.727
69	8.453	1:38.765	32	20.480	1:38.861						

Club Time Attack - Snetterton - 22nd October 2023

Racing Hondas Championship

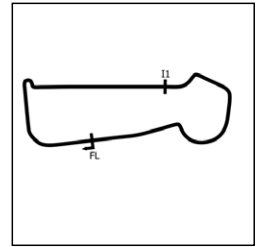
RACE 1 - POSITION CHART

No	Name	Lap				
		Pos	1	2	3	4
31	MURFIN	1	31	31	31	31
63	WRIGHT	2	63	63	20	20
20	KAYE	3	46	20	46	46
46	CHARLIER	4	20	56	99	99
56	LAWRENCE	5	99	99	56	56
99	BARNES	6	56	46	86	86
32	BECKETT	7	32	86	69	69
16	PIPER	8	86	69	32	32
69	MANSELL	9	69	32		
86	KRUGER	10				
177	SIBBALD	11				
122	KAVANAGH	12				
82	HARVEY	13				

Club Time Attack - Snetterton - 22nd October 2023

Racing Hondas Championship

RACE 1 - SECTOR ANALYSIS



SECTOR 1 = FL to I1, SECTOR 2 = I1 to FL, DIFF = Difference To Personal Best Lap, P = Crossed Finish Line in Pit Lane, D = Time Disallowed

P1 31 B		Will MURFIN		Honda Civic EK - Murfin Motorsport			
IDEAL LAP TIME : 1:23.715		BEST LAP TIME : 1:23.715		DIFFERENCE : 0.000			
LAP	SECTOR 1	SECTOR 2		LAP TIME	MPH	DIFF	TIME OF DAY
1 -	126.1	44.348	111.2	1:30.312	79.08	6.597	13:40:38.320
2 -	39.627	127.0	44.088	1:23.715 (1)	85.31		13:42:02.035
3 -	40.319	127.3	47.686	1:28.005 (3)	81.16	4.290	13:43:30.040
4 -	40.555	124.9	45.222	1:25.777 (2)	83.26	2.062	13:44:55.817

P2 20 C		James KAYE		Honda Civic EP3 - Lucas Oil Products			
IDEAL LAP TIME : 1:25.638		BEST LAP TIME : 1:25.691		DIFFERENCE : 0.053			
LAP	SECTOR 1	SECTOR 2		LAP TIME	MPH	DIFF	TIME OF DAY
1 -	124.0	45.507	105.5	1:34.652	75.46	8.961	13:40:42.660
2 -	41.073	121.5	44.768	1:25.841 (2)	83.20	0.150	13:42:08.501
3 -	41.095	121.5	44.790	1:25.885 (3)	83.16	0.194	13:43:34.386
4 -	41.126	120.9	44.565	1:25.691 (1)	83.35		13:45:00.077

P3 46 C		Nick CHARLIER		Honda Civic EP3 - Click Waste Racing			
IDEAL LAP TIME : 1:25.889		BEST LAP TIME : 1:25.889		DIFFERENCE : 0.000			
LAP	SECTOR 1	SECTOR 2		LAP TIME	MPH	DIFF	TIME OF DAY
1 -	120.0	45.710	105.6	1:34.525	75.56	8.636	13:40:42.533
2 -	43.560	120.2	44.905	1:28.465 (3)	80.73	2.576	13:42:10.998
3 -	41.290	119.8	45.478	1:26.768 (2)	82.31	0.879	13:43:37.766
4 -	41.096	118.7	44.793	1:25.889 (1)	83.16		13:45:03.655

P4 99 D		Andy BARNES		Honda Civic FN2 - Kent Models			
IDEAL LAP TIME : 1:27.448		BEST LAP TIME : 1:27.506		DIFFERENCE : 0.058			
LAP	SECTOR 1	SECTOR 2		LAP TIME	MPH	DIFF	TIME OF DAY
1 -	120.0	46.493	102.6	1:34.762	75.37	7.256	13:40:42.770
2 -	41.945	120.0	45.561	1:27.506 (1)	81.62		13:42:10.276
3 -	41.887	120.4	46.468	1:28.355 (3)	80.83	0.849	13:43:38.631
4 -	41.998	118.7	45.674	1:27.672 (2)	81.46	0.166	13:45:06.303

P5 56 D		David LAWRENCE		Honda Civic FN2 - Area Motorsport			
IDEAL LAP TIME : 1:26.448		BEST LAP TIME : 1:27.320		DIFFERENCE : 0.872			
LAP	SECTOR 1	SECTOR 2		LAP TIME	MPH	DIFF	TIME OF DAY
1 -	125.4	45.356	101.2	1:34.902	75.26	7.582	13:40:42.910
2 -	42.741	127.5	44.579	1:27.320 (1)	81.79		13:42:10.230
3 -	42.684	125.6	45.885	1:28.569 (3)	80.64	1.249	13:43:38.799
4 -	41.869	122.2	45.813	1:27.682 (2)	81.45	0.362	13:45:06.481

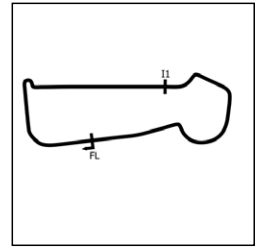
P6 86 C		Adam KRUGER		Honda Civic EP3 - Ben Sharpe Racing			
IDEAL LAP TIME : 1:26.596		BEST LAP TIME : 1:26.714		DIFFERENCE : 0.118			
LAP	SECTOR 1	SECTOR 2		LAP TIME	MPH	DIFF	TIME OF DAY
1 -	119.6	46.611	108.7	1:37.595	73.18	10.881	13:40:45.603
2 -	41.492	118.9	45.976	1:27.468 (3)	81.65	0.754	13:42:13.071
3 -	41.195	121.7	45.519	1:26.714 (1)	82.36		13:43:39.785
4 -	41.077	121.1	45.896	1:26.973 (2)	82.12	0.259	13:45:06.758

P7 69 D		James MANSELL		Honda Civic EP3 -			
IDEAL LAP TIME : 1:30.234		BEST LAP TIME : 1:30.275		DIFFERENCE : 0.041			
LAP	SECTOR 1	SECTOR 2		LAP TIME	MPH	DIFF	TIME OF DAY
1 -	113.7	47.535	104.6	1:38.765	72.31	8.490	13:40:46.773
2 -	43.076	110.9	47.554	1:30.630 (3)	78.80	0.355	13:42:17.403
3 -	43.042	116.9	47.326	1:30.368 (2)	79.03	0.093	13:43:47.771
4 -	42.908	116.3	47.367	1:30.275 (1)	79.11		13:45:18.046

Club Time Attack - Snetterton - 22nd October 2023

Racing Hondas Championship

RACE 1 - SECTOR ANALYSIS



SECTOR 1 = FL to I1, SECTOR 2 = I1 to FL, DIFF = Difference To Personal Best Lap, P = Crossed Finish Line in Pit Lane, D = Time Disallowed

P8 32 C		Mervyn BECKETT		Honda Civic EP3 - MJ Auto Styling			
IDEAL LAP TIME : 1:32.025		BEST LAP TIME : 1:35.646		DIFFERENCE : 3.621			
LAP	SECTOR 1	SECTOR 2		LAP TIME	MPH	DIFF	TIME OF DAY
1 -	111.1	45.639	107.5	1:35.646 (1)	74.67		13:40:43.654
2 -	49.235	94.2	49.626	98.9	1:38.861	3.214	13:42:22.515
3 -	46.386	89.3	50.513	94.9	1:36.899 (2)	1.252	13:43:59.414
4 -	47.155	93.3	50.572	93.9	1:37.727 (3)	2.080	13:45:37.141

P9 63 B		Phil WRIGHT		Honda Civic EP3 - Phil Wright Racing			
IDEAL LAP TIME : 1:23.600		BEST LAP TIME : 1:23.600		DIFFERENCE : 0.000			
LAP	SECTOR 1	SECTOR 2		LAP TIME	MPH	DIFF	TIME OF DAY
1 -	127.3	44.444	112.4	1:30.880 (2)	78.59	7.280	13:40:38.888
2 -	39.345	128.0	44.255	112.7	1:23.600 (1)	85.43	13:42:02.488

Club Time Attack - Snetterton - 22nd October 2023

Racing Hondas Championship

RACE 1 - BEST SECTORS

SECTOR 1			SECTOR 2			IDEAL / BEST COMPARISON						
POS	NO	NAME	TIME	NO	NAME	TIME	POS	NO	NAME	IDEAL	BEST	DIFF
									PERFECT LAP	1:23.433		
1	63	WRIGHT	39.345	31	MURFIN	44.088	1	63	WRIGHT	1:23.600	1:23.600	0.000
2	31	MURFIN	39.627	63	WRIGHT	44.255	2	31	MURFIN	1:23.715	1:23.715	0.000
3	20	KAYE	41.073	20	KAYE	44.565	3	20	KAYE	1:25.638	1:25.691	0.053
4	86	KRUGER	41.077	56	LAWRENCE	44.579	4	46	CHARLIER	1:25.889	1:25.889	0.000
5	46	CHARLIER	41.096	46	CHARLIER	44.793	5	56	LAWRENCE	1:26.448	1:27.320	0.872
6	56	LAWRENCE	41.869	86	KRUGER	45.519	6	86	KRUGER	1:26.596	1:26.714	0.118
7	99	BARNES	41.887	99	BARNES	45.561	7	99	BARNES	1:27.448	1:27.506	0.058
8	69	MANSELL	42.908	32	BECKETT	45.639	8	69	MANSELL	1:30.234	1:30.275	0.041
9	32	BECKETT	46.386	69	MANSELL	47.326	9	32	BECKETT	1:32.025	1:35.646	3.621
10												
11												
12												
13												

Club Time Attack - Snetterton - 22nd October 2023

Racing Hondas Championship

RACE 1 - BEST SPEEDS

INTERMEDIATE 1				FINISH LINE		
POS	NO	NAME	MPH	NO	NAME	MPH
1	63	WRIGHT	128.0	31	MURFIN	114.3
2	56	LAWRENCE	127.5	63	WRIGHT	112.7
3	31	MURFIN	127.3	86	KRUGER	110.3
4	20	KAYE	124.0	32	BECKETT	107.5
5	86	KRUGER	121.7	99	BARNES	107.0
6	99	BARNES	120.4	20	KAYE	106.0
7	46	CHARLIER	120.2	46	CHARLIER	105.6
8	69	MANSELL	116.9	69	MANSELL	105.0
9	32	BECKETT	111.1	56	LAWRENCE	102.2
10	177	SIBBALD	59.5			
11						
12						
13						

Club Time Attack - Snetterton - 22nd October 2023

Racing Hondas Championship

RACE 1 - STATISTICS

Competitors Started 10
Planned Start 2023-10-22 @ 13:16:00.000
Actual Start 2023-10-22 @ 13:39:08.007
Finish Time 2023-10-22 @ 13:44:47.035
Track Length 1.9840mi.
Total Laps 34
Total Distance Covered 67.4572mi.

Session Fastest Lap History

NO	CL	NAME	LAP TIME	TIME OF DAY	LAP	VEHICLE
31	B	Will MURFIN	1:30.312	13:40:38.338	1	Honda Civic EK
31	B	Will MURFIN	1:23.715	13:42:02.049	2	Honda Civic EK
63	B	Phil WRIGHT	1:23.600	13:42:02.495	2	Honda Civic EP3

Session Leader History

NO	CL	NAME	FROM LAP	LAPS LED	DISTANCE	VEHICLE
31	B	Will MURFIN	1	4	7.93 miles	Honda Civic EK

Flag History

TYPE	TIME OF DAY
GREEN	13:39:08.007
FINISH	13:44:47.035

Flag Statistics

TYPE	COUNT	TOTAL LAPS	TOTAL TIME
Green	1	4	7:04.472
Red	0	0	0.000
Safety Car	0	0	0.000
FCY	0	0	0.000

Club Time Attack - Snetterton - 22nd October 2023

Racing Hondas Championship

RACE 1 - STATISTICS

CLASS : B

2 Starters

Fastest Lap History

NO	NAME	LAP TIME	TIME OF DAY	LAP	VEHICLE
31	Will MURFIN	1:30.312	13:40:38.338	1	Honda Civic EK
31	Will MURFIN	1:23.715	13:42:02.049	2	Honda Civic EK
63	Phil WRIGHT	1:23.600	13:42:02.495	2	Honda Civic EP3

Leader History

NO	NAME	FROM LAP	LAPS LED	DISTANCE	VEHICLE
31	Will MURFIN	1	4	7.93 miles	Honda Civic EK

Club Time Attack - Snetterton - 22nd October 2023

Racing Hondas Championship

RACE 1 - STATISTICS

CLASS : C

4 Starters

Fastest Lap History

NO	NAME	LAP TIME	TIME OF DAY	LAP	VEHICLE
46	Nick CHARLIER	1:34.525	13:40:42.545	1	Honda Civic EP3
20	James KAYE	1:25.841	13:42:08.510	2	Honda Civic EP3
20	James KAYE	1:25.691	13:45:00.085	4	Honda Civic EP3

Leader History

NO	NAME	FROM LAP	LAPS LED	DISTANCE	VEHICLE
46	Nick CHARLIER	1	1	1.98 miles	Honda Civic EP3
20	James KAYE	2	3	5.95 miles	Honda Civic EP3

Club Time Attack - Snetterton - 22nd October 2023

Racing Hondas Championship

RACE 1 - STATISTICS

CLASS : D

4 Starters

Fastest Lap History

NO	NAME	LAP TIME	TIME OF DAY	LAP	VEHICLE
99	Andy BARNES	1:34.762	13:40:42.700	1	Honda Civic FN2
56	David LAWRENCE	1:27.320	13:42:10.251	2	Honda Civic FN2

Leader History

NO	NAME	FROM LAP	LAPS LED	DISTANCE	VEHICLE
99	Andy BARNES	1	1	1.98 miles	Honda Civic FN2
56	David LAWRENCE	2	1	1.98 miles	Honda Civic FN2
99	Andy BARNES	3	2	3.96 miles	Honda Civic FN2

Club Time Attack - Snetterton - 22nd October 2023

Racing Hondas Championship

RACE 1 RED FLAG - FIRST PART RED FLAG STOP - INFORMATION SHEET

POS	NO	CL	PIC NAME	ENTRY	LAPS	TIME	GAP	DIFF	MPH	BEST	ON
1	31	B	1 Will MURFIN	Honda Civic EK - Murfin Motorsport	2	2:54.508			81.85	1:24.156	2
2	63	B	2 Phil WRIGHT	Honda Civic EP3 - Phil Wright Racing	2	2:54.912	0.404	0.404	81.67	1:24.051	2
3	20	C	1 James KAYE	Honda Civic EP3 - Lucas Oil Products	2	2:59.097	4.589	4.185	79.76	1:25.838	2
4	46	C	2 Nick CHARLIER	Honda Civic EP3 - Click Waste Racing	2	2:59.374	4.866	0.277	79.63	1:26.379	2
5	56	D	1 David LAWRENCE	Honda Civic FN2 - Area Motorsport	2	3:02.763	8.255	3.389	78.16	1:27.875	2
6	99	D	2 Andy BARNES	Honda Civic FN2 - Kent Models	2	3:04.737	10.229	1.974	77.32	1:27.751	2
7	32	C	3 Mervyn BECKETT	Honda Civic EP3 - MJ Auto Styling	2	3:04.991	10.483	0.254	77.22	1:28.062	2
8	16	C	4 Ben PIPER	Honda Civic EP3 - Bethnal Green Racing	2	3:07.651	13.143	2.660	76.12	1:33.157	2
9	69	D	3 James MANSELL	Honda Civic EP3 -	2	3:10.522	16.014	2.871	74.97	1:29.631	2
10	86	C	5 Adam KRUGER	Honda Civic EP3 - Ben Sharpe Racing	2	3:11.173	16.665	0.651	74.72	1:29.448	2
11	177	D	4 Ed SIBBALD	Honda Civic EP3 - MJ Motorsport	2	3:12.434	17.926	1.261	74.23	1:31.086	2

NOT CLASSIFIED

DNF	82	B	Luke HARVEY	Honda Civic EK - TBP Racing	1	1:37.121	1 Lap	1 Lap	73.54	1:37.121	1
DNF	122	B	Shay KAVANAGH	Honda Civic EP3 - SK Motorsport	0						

FASTEST LAP

63	B	Phil WRIGHT	Honda Civic EP3 - Phil Wright Racing	2	1:24.051	84.97 mph	136.75 kph
20	C	James KAYE	Honda Civic EP3 - Lucas Oil Products	2	1:25.838	83.20 mph	133.91 kph
99	D	Andy BARNES	Honda Civic FN2 - Kent Models	2	1:27.751	81.39 mph	130.99 kph

Car 82 - not running at the time of red flag

Red Flag (end of session): 13:17

Race Distance: 2 Laps / 3.96 miles

Snetterton 200: 1.9840 miles

Date: 22/10/2023 Start: 13:12 Finish: 13:15

Weather / Track : Sunny / Dry

These results are provisional until the conclusion of any judicial and technical matters.

Clerk Of Course : Stacey Lawday	Stewards :	Timekeeper : Rob Cook
---------------------------------	------------	-----------------------

Results can be found at www.tsl-timing.com

Printed - 13:22 Sunday, 22 October 2023



Club Time Attack - Snetterton - 22nd October 2023

Racing Hondas Championship

RACE 1 - GRID (15 minutes) - RESTART

ROW 7	13	82 Luke HARVEY	
ROW 6		11 177 Ed SIBBALD	12 122 Shay KAVANAGH
ROW 5	9	69 James MANSELL	10 86 Adam KRUGER
ROW 4		7 32 Mervyn BECKETT	8 16 Ben PIPER
ROW 3	5	56 David LAWRENCE	6 99 Andy BARNES
ROW 2		3 20 James KAYE	4 46 Nick CHARLIER
ROW 1	1	31 Will MURFIN	2 63 Phil WRIGHT
		Pole	

Car 82 not running at time of red flag.
Car 122 possible pit lane starter

Snetterton 200: 1.9840 miles

These results are provisional until the conclusion of any judicial and technical matters.

Clerk Of Course : Stacey Lawday	Stewards :	Timekeeper : Rob Cook
---------------------------------	------------	-----------------------

Results can be found at www.tsl-timing.com

Printed - 13:24 Sunday, 22 October 2023



Club Time Attack - Snetterton - 22nd October 2023

Racing Hondas Championship

RACE 2 - GRID (15 minutes)

ROW 7	13	82 Luke HARVEY	14	40 Bradley LANE	
ROW 6		11	177 Ed SIBBALD	12	122 Shay KAVANAGH
ROW 5	9	63 Phil WRIGHT	10	16 Ben PIPER	
ROW 4		7	20 James KAYE	8	31 Will MURFIN
ROW 3	5	99 Andy BARNES	6	46 Nick CHARLIER	
ROW 2		3	86 Adam KRUGER	4	56 David LAWRENCE
ROW 1	1	32 Mervyn BECKETT	2	69 James MANSELL	
		Pole			

Top 8 only reversed due to finishers in Race 1

Snetterton 200: 1.9840 miles

These results are provisional until the conclusion of any judicial and technical matters.

Clerk Of Course : Stacey Lawday	Stewards :	Timekeeper : Rob Cook
---------------------------------	------------	-----------------------

Results can be found at www.tsl-timing.com

Printed - 13:52 Sunday, 22 October 2023



Club Time Attack - Snetterton - 22nd October 2023

Racing Hondas Championship

RACE 2 - CLASSIFICATION

POS	NO	CL	PIC NAME	ENTRY	LAPS	TIME	GAP	DIFF	MPH	BEST	ON
1	63	B	1 Phil WRIGHT	Honda Civic EP3 - Phil Wright Racing	11	15:24.631			84.97	1:22.314	5
2	31	B	2 Will MURFIN	Honda Civic EK - Murfin Motorsport	11	15:32.335	7.704	7.704	84.26	1:23.109	5
3	56	D	1 David LAWRENCE	Honda Civic FN2 - Area Motorsport	11	15:46.766	22.135	14.431	82.98	1:24.594	4
4	122	B	3 Shay KAVANAGH	Honda Civic EP3 - SK Motorsport	11	15:48.694	24.063	1.928	82.81	1:24.071	11
5	46	C	1 Nick CHARLIER	Honda Civic EP3 - Click Waste Racing	11	15:54.931	30.300	6.237	82.27	1:25.014	9
6	86	C	2 Adam KRUGER	Honda Civic EP3 - Ben Sharpe Racing	11	15:55.978	31.347	1.047	82.18	1:24.421	9
7	20	C	3 James KAYE	Honda Civic EP3 - Lucas Oil Products	11	15:59.194	34.563	3.216	81.91	1:24.501	11
8	99	D	2 Andy BARNES	Honda Civic FN2 - Kent Models	11	16:02.670	38.039	3.476	81.61	1:25.356	11
9	69	D	3 James MANSELL	Honda Civic EP3 -	11	16:34.512	1:09.881	31.842	79.00	1:28.710	7
10	177	D	4 Ed SIBBALD	Honda Civic EP3 - MJ Motorsport	11	16:41.486	1:16.855	6.974	78.45	1:29.075	6
FASTEST LAP											
	63	B	Phil WRIGHT	Honda Civic EP3 - Phil Wright Racing	5	1:22.314			86.77 mph	139.64 kph	
	86	C	Adam KRUGER	Honda Civic EP3 - Ben Sharpe Racing	9	1:24.421			84.60 mph	136.16 kph	
	56	D	David LAWRENCE	Honda Civic FN2 - Area Motorsport	4	1:24.594			84.43 mph	135.88 kph	

Weather / Track : Sunny / Dry

These results are provisional until the conclusion of any judicial and technical matters.

Race Distance: 11 Laps / 21.82 miles

Snetterton 200: 1.9840 miles

Date: 22/10/2023 Start: 16:59 Finish: 17:15

Clerk Of Course : Stacey Lawday

Stewards :

Timekeeper : Rob Cook

Results can be found at www.tsl-timing.com

Printed - 17:19 Sunday, 22 October 2023



Club Time Attack - Snetterton - 22nd October 2023

Racing Hondas Championship

RACE 2 - LAP CHART

LAP 1 @ 17:01:16.823			LAP 2 @ 17:02:41.879			LAP 3 @ 17:04:05.268			LAP 4 @ 17:05:28.142			LAP 5 @ 17:06:50.456		
NO	BEHIND	LAP TIME	NO	BEHIND	LAP TIME	NO	BEHIND	LAP TIME	NO	BEHIND	LAP TIME	NO	BEHIND	LAP TIME
56		1:32.527	31		1:24.533	63		1:22.998	63		1:22.874	63		1:22.314
31	0.523	1:33.050	63	0.391	1:24.203	31	0.732	1:24.121	31	1.058	1:23.200	31	1.853	1:23.109
63	1.244	1:33.771	56	1.287	1:26.343	56	2.749	1:24.851	56	4.469	1:24.594	56	7.408	1:25.253
86	3.337	1:35.864	86	4.805	1:26.524	86	7.445	1:26.029	20	11.804	1:26.386	122	14.341	1:24.599
46	4.083	1:36.610	46	5.564	1:26.537	20	8.292	1:25.663	122	12.056	1:25.390	46	17.384	1:25.574
99	4.432	1:36.959	99	5.850	1:26.474	99	9.502	1:27.041	46	14.124	1:26.583	20	18.379	1:28.889
20	5.445	1:37.972	20	6.018	1:25.629	122	9.540	1:25.929	86	14.533	1:29.962	86	18.507	1:26.288
69	7.509	1:40.036	122	7.000	1:24.350	46	10.415	1:28.240	99	14.686	1:28.058	99	19.819	1:27.447
122	7.706	1:40.233	69	12.656	1:30.203	69	19.176	1:29.909	69	26.195	1:29.893	69	33.067	1:29.186
177	8.630	1:41.157	177	15.909	1:32.335	177	22.175	1:29.655	177	29.436	1:30.135	177	36.288	1:29.166

Club Time Attack - Snetterton - 22nd October 2023

Racing Hondas Championship

RACE 2 - LAP CHART

LAP 6 @ 17:08:12.868			LAP 7 @ 17:09:35.304			LAP 8 @ 17:10:58.187			LAP 9 @ 17:12:21.303			LAP 10 @ 17:13:44.456		
NO	BEHIND	LAP TIME	NO	BEHIND	LAP TIME	NO	BEHIND	LAP TIME	NO	BEHIND	LAP TIME	NO	BEHIND	LAP TIME
63		1:22.412	63		1:22.436	63		1:22.883	63		1:23.116	63		1:23.153
31	2.690	1:23.249	31	4.215	1:23.961	31	5.813	1:24.481	31	6.928	1:24.231	31	8.214	1:24.439
56	10.313	1:25.317	56	13.535	1:25.658	56	16.350	1:25.698	56	18.842	1:25.608	56	21.348	1:25.659
122	16.990	1:25.061	122	19.490	1:24.936	122	21.390	1:24.783	122	22.846	1:24.572	122	24.463	1:24.770
46	19.999	1:25.027	46	23.036	1:25.473	46	25.255	1:25.102	46	27.153	1:25.014	46	29.560	1:25.560
86	22.014	1:25.919	86	24.227	1:24.649	86	25.896	1:24.552	86	27.201	1:24.421	86	31.190	1:27.142
99	23.380	1:25.973	99	26.945	1:26.001	99	30.425	1:26.363	20	32.844	1:25.259	20	34.533	1:24.842
20	23.938	1:27.971	20	27.279	1:25.777	20	30.701	1:26.305	99	34.019	1:26.710	99	37.154	1:26.288
69	39.525	1:28.870	69	45.799	1:28.710	69	51.728	1:28.812	69	57.474	1:28.862	69	1:03.766	1:29.445
177	42.951	1:29.075	177	49.905	1:29.390	177	56.785	1:29.763	177	1:03.509	1:29.840	177	1:10.169	1:29.813

Club Time Attack - Snetterton - 22nd October 2023

Racing Hondas Championship

RACE 2 - LAP CHART

LAP 11 @ 17:15:08.927

NO	BEHIND	LAP TIME
63		1:24.471
31	7.704	1:23.961
56	22.135	1:25.258
122	24.063	1:24.071
46	30.300	1:25.211
86	31.347	1:24.628
20	34.563	1:24.501
99	38.039	1:25.356
69	1:09.881	1:30.586
177	1:16.855	1:31.157

Club Time Attack - Snetterton - 22nd October 2023

Racing Hondas Championship

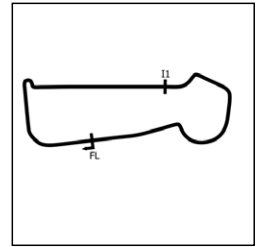
RACE 2 - POSITION CHART

No	Name	Lap Pos	Lap											
			1	2	3	4	5	6	7	8	9	10	11	
69	MANSELL	1	56	31	63	63	63	63	63	63	63	63	63	63
86	KRUGER	2	31	63	31	31	31	31	31	31	31	31	31	31
56	LAWRENCE	3	63	56	56	56	56	56	56	56	56	56	56	56
99	BARNES	4	86	86	86	20	122	122	122	122	122	122	122	122
46	CHARLIER	5	46	46	20	122	46	46	46	46	46	46	46	46
20	KAYE	6	99	99	99	46	20	86	86	86	86	86	86	86
31	MURFIN	7	20	20	122	86	86	99	99	99	20	20	20	20
63	WRIGHT	8	69	122	46	99	99	20	20	20	99	99	99	99
177	SIBBALD	9	122	69	69	69	69	69	69	69	69	69	69	69
122	KAVANAGH	10	177	177	177	177	177	177	177	177	177	177	177	177

Club Time Attack - Snetterton - 22nd October 2023

Racing Hondas Championship

RACE 2 - SECTOR ANALYSIS



SECTOR 1 = FL to I1, SECTOR 2 = I1 to FL, DIFF = Difference To Personal Best Lap, P = Crossed Finish Line in Pit Lane, D = Time Disallowed

P1		63 B		Phil WRIGHT		Honda Civic EP3 - Phil Wright Racing		
IDEAL LAP TIME : 1:22.262		BEST LAP TIME : 1:22.314		DIFFERENCE : 0.052				
LAP	SECTOR 1		SECTOR 2		LAP TIME	MPH	DIFF	TIME OF DAY
1 -		124.7	44.503	112.2	1:33.771	76.16	11.457	17:01:18.067
2 -	40.301	125.9	43.902	113.7	1:24.203	84.82	1.889	17:02:42.270
3 -	39.558	125.6	43.440	112.0	1:22.998	86.05	0.684	17:04:05.268
4 -	39.677	124.5	43.197	112.0	1:22.874	86.18	0.560	17:05:28.142
5 -	39.421	124.5	42.893	111.8	1:22.314 (1)	86.77		17:06:50.456
6 -	39.522	123.8	42.890	111.1	1:22.412 (2)	86.66	0.098	17:08:12.868
7 -	39.372	123.8	43.064	111.6	1:22.436 (3)	86.64	0.122	17:09:35.304
8 -	39.590	123.8	43.293	111.8	1:22.883	86.17	0.569	17:10:58.187
9 -	39.718	123.8	43.398	111.4	1:23.116	85.93	0.802	17:12:21.303
10 -	39.721	123.5	43.432	111.6	1:23.153	85.89	0.839	17:13:44.456
11 -	40.104	121.5	44.367	111.2	1:24.471	84.55	2.157	17:15:08.927

P2		31 B		Will MURFIN		Honda Civic EK - Murfin Motorsport		
IDEAL LAP TIME : 1:22.974		BEST LAP TIME : 1:23.109		DIFFERENCE : 0.135				
LAP	SECTOR 1		SECTOR 2		LAP TIME	MPH	DIFF	TIME OF DAY
1 -		127.0	44.346	112.0	1:33.050	76.75	9.941	17:01:17.346
2 -	40.458	124.5	44.075	112.5	1:24.533	84.49	1.424	17:02:41.879
3 -	40.096	121.5	44.025	114.3	1:24.121	84.90	1.012	17:04:06.000
4 -	39.523	127.3	43.677	114.5	1:23.200 (2)	85.84	0.091	17:05:29.200
5 -	39.297	126.8	43.812	113.7	1:23.109 (1)	85.94		17:06:52.309
6 -	39.364	126.8	43.885	112.5	1:23.249 (3)	85.79	0.140	17:08:15.558
7 -	39.944	125.2	44.017	111.8	1:23.961	85.06	0.852	17:09:39.519
8 -	39.994	124.7	44.487	112.9	1:24.481	84.54	1.372	17:11:04.000
9 -	39.802	125.4	44.429	112.9	1:24.231	84.79	1.122	17:12:28.231
10 -	40.147	125.4	44.292	113.1	1:24.439	84.58	1.330	17:13:52.670
11 -	39.800	125.6	44.161	114.3	1:23.961	85.06	0.852	17:15:16.631

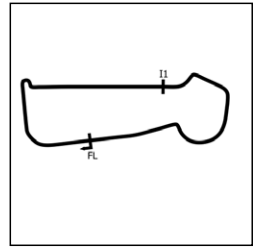
P3		56 D		David LAWRENCE		Honda Civic FN2 - Area Motorsport		
IDEAL LAP TIME : 1:24.578		BEST LAP TIME : 1:24.594		DIFFERENCE : 0.016				
LAP	SECTOR 1		SECTOR 2		LAP TIME	MPH	DIFF	TIME OF DAY
1 -		122.2	44.579		1:32.527	77.19	7.933	17:01:16.823
2 -	42.021	121.1	44.322		1:26.343	82.72	1.749	17:02:43.166
3 -	40.661	121.1	44.190		1:24.851 (2)	84.17	0.257	17:04:08.017
4 -	40.677	117.3	43.917		1:24.594 (1)	84.43		17:05:32.611
5 -	40.776	123.1	44.477		1:25.253 (3)	83.78	0.659	17:06:57.864
6 -	41.038	119.8	44.279		1:25.317	83.71	0.723	17:08:23.181
7 -	41.013	123.5	44.645		1:25.658	83.38	1.064	17:09:48.839
8 -	41.311	116.5	44.387		1:25.698	83.34	1.104	17:11:14.537
9 -	40.985	120.9	44.623		1:25.608	83.43	1.014	17:12:40.145
10 -	40.991	120.6	44.668		1:25.659	83.38	1.065	17:14:05.804
11 -	40.973	117.1	44.285		1:25.258	83.77	0.664	17:15:31.062

P4		122 B		Shay KAVANAGH		Honda Civic EP3 - SK Motorsport		
IDEAL LAP TIME : 1:23.848		BEST LAP TIME : 1:24.071		DIFFERENCE : 0.223				
LAP	SECTOR 1		SECTOR 2		LAP TIME	MPH	DIFF	TIME OF DAY
1 -		123.5	48.892	107.3	1:40.233	71.25	16.162	17:01:24.529
2 -	40.958	122.9	43.392	110.3	1:24.350 (2)	84.67	0.279	17:02:48.879
3 -	41.117	124.5	44.812	109.4	1:25.929	83.12	1.858	17:04:14.808
4 -	40.521	122.9	44.869	108.0	1:25.390	83.64	1.319	17:05:40.198
5 -	41.272	120.6	43.327	109.2	1:24.599	84.42	0.528	17:07:04.797
6 -	40.792	120.9	44.269	108.2	1:25.061	83.96	0.990	17:08:29.858
7 -	40.868	118.1	44.068	107.3	1:24.936	84.09	0.865	17:09:54.794
8 -	40.984	120.0	43.799	108.2	1:24.783	84.24	0.712	17:11:19.577
9 -	40.707	120.4	43.865	108.4	1:24.572 (3)	84.45	0.501	17:12:44.149
10 -	41.005	119.8	43.765	107.8	1:24.770	84.25	0.699	17:14:08.919
11 -	40.669	120.4	43.402	108.5	1:24.071 (1)	84.95		17:15:32.990

Club Time Attack - Snetterton - 22nd October 2023

Racing Hondas Championship

RACE 2 - SECTOR ANALYSIS



SECTOR 1 = FL to I1, SECTOR 2 = I1 to FL, DIFF = Difference To Personal Best Lap, P = Crossed Finish Line in Pit Lane, D = Time Disallowed

P5		46 C		Nick CHARLIER		Honda Civic EP3 - Click Waste Racing		
IDEAL LAP TIME : 1:24.441		BEST LAP TIME : 1:25.014		DIFFERENCE : 0.573				
LAP	SECTOR 1		SECTOR 2		LAP TIME	MPH	DIFF	TIME OF DAY
1 -		116.7	46.874	106.1	1:36.610	73.93	11.596	17:01:20.906
2 -	41.116	119.6	45.421	106.1	1:26.537	82.53	1.523	17:02:47.443
3 -	42.411	120.4	45.829	105.8	1:28.240	80.94	3.226	17:04:15.683
4 -	41.531	117.7	45.052	105.3	1:26.583	82.49	1.569	17:05:42.266
5 -	40.889	116.1	44.685	106.0	1:25.574	83.46	0.560	17:07:07.840
6 -	40.630	117.7	44.397	106.8	1:25.027 (2)	84.00	0.013	17:08:32.867
7 -	41.000	116.9	44.473	106.0	1:25.473	83.56	0.459	17:09:58.340
8 -	40.895	117.5	44.207	106.3	1:25.102 (3)	83.92	0.088	17:11:23.442
9 -	40.479	117.9	44.535	106.3	1:25.014 (1)	84.01		17:12:48.456
10 -	41.598	117.1	43.962	105.8	1:25.560	83.47	0.546	17:14:14.016
11 -	41.047	117.5	44.164	100.6	1:25.211	83.82	0.197	17:15:39.227

P6		86 C		Adam KRUGER		Honda Civic EP3 - Ben Sharpe Racing		
IDEAL LAP TIME : 1:23.950		BEST LAP TIME : 1:24.421		DIFFERENCE : 0.471				
LAP	SECTOR 1		SECTOR 2		LAP TIME	MPH	DIFF	TIME OF DAY
1 -		116.5	46.555	108.9	1:35.864	74.50	11.443	17:01:20.160
2 -	41.403	118.9	45.121	109.1	1:26.524	82.54	2.103	17:02:46.684
3 -	41.112	119.6	44.917	109.2	1:26.029	83.02	1.608	17:04:12.713
4 -	40.432	121.1	49.530	105.1	1:29.962	79.39	5.541	17:05:42.675
5 -	41.281	118.7	45.007	110.1	1:26.288	82.77	1.867	17:07:08.963
6 -	41.602	121.1	44.317	110.9	1:25.919	83.13	1.498	17:08:34.882
7 -	40.196	119.6	44.453	109.2	1:24.649	84.37	0.228	17:09:59.531
8 -	40.545	122.2	44.007	110.7	1:24.552 (2)	84.47	0.131	17:11:24.083
9 -	39.943	124.2	44.478	109.6	1:24.421 (1)	84.60		17:12:48.504
10 -	42.398	120.6	44.744	109.6	1:27.142	81.96	2.721	17:14:15.646
11 -	40.341	119.4	44.287	108.5	1:24.628 (3)	84.39	0.207	17:15:40.274

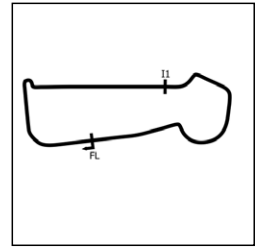
P7		20 C		James KAYE		Honda Civic EP3 - Lucas Oil Products		
IDEAL LAP TIME : 1:24.323		BEST LAP TIME : 1:24.501		DIFFERENCE : 0.178				
LAP	SECTOR 1		SECTOR 2		LAP TIME	MPH	DIFF	TIME OF DAY
1 -		122.6	46.766	109.1	1:37.972	72.90	13.471	17:01:22.268
2 -	40.864	124.9	44.765	110.7	1:25.629	83.41	1.128	17:02:47.897
3 -	41.339	122.0	44.324	109.1	1:25.663	83.37	1.162	17:04:13.560
4 -	40.198	123.8	46.188	105.5	1:26.386	82.68	1.885	17:05:39.946
5 -	43.223	118.7	45.666	106.6	1:28.889	80.35	4.388	17:07:08.835
6 -	43.220	121.7	44.751	108.7	1:27.971	81.19	3.470	17:08:36.806
7 -	40.961	122.0	44.816	109.1	1:25.777	83.26	1.276	17:10:02.583
8 -	41.234	122.0	45.071	109.6	1:26.305	82.75	1.804	17:11:28.888
9 -	41.047	120.6	44.212	108.0	1:25.259 (3)	83.77	0.758	17:12:54.147
10 -	40.583	120.9	44.259	108.2	1:24.842 (2)	84.18	0.341	17:14:18.989
11 -	40.111	121.5	44.390	104.8	1:24.501 (1)	84.52		17:15:43.490

P8		99 D		Andy BARNES		Honda Civic FN2 - Kent Models		
IDEAL LAP TIME : 1:25.356		BEST LAP TIME : 1:25.356		DIFFERENCE : 0.000				
LAP	SECTOR 1		SECTOR 2		LAP TIME	MPH	DIFF	TIME OF DAY
1 -		120.0	45.956	106.8	1:36.959	73.66	11.603	17:01:21.255
2 -	41.466	121.1	45.008	108.7	1:26.474	82.59	1.118	17:02:47.729
3 -	41.791	117.9	45.250	106.1	1:27.041	82.05	1.685	17:04:14.770
4 -	42.394	118.5	45.664	104.8	1:28.058	81.11	2.702	17:05:42.828
5 -	42.487	119.6	44.960	107.3	1:27.447	81.67	2.091	17:07:10.275
6 -	41.257	119.8	44.716	107.2	1:25.973 (2)	83.07	0.617	17:08:36.248
7 -	41.030	119.6	44.971	106.3	1:26.001 (3)	83.05	0.645	17:10:02.249
8 -	41.325	119.1	45.038	105.3	1:26.363	82.70	1.007	17:11:28.612
9 -	41.728	121.3	44.982	106.8	1:26.710	82.37	1.354	17:12:55.322
10 -	41.164	119.8	45.124	106.0	1:26.288	82.77	0.932	17:14:21.610
11 -	40.844	119.6	44.512	106.1	1:25.356 (1)	83.67		17:15:46.966

Club Time Attack - Snetterton - 22nd October 2023

Racing Hondas Championship

RACE 2 - SECTOR ANALYSIS



SECTOR 1 = FL to I1, SECTOR 2 = I1 to FL, DIFF = Difference To Personal Best Lap, P = Crossed Finish Line in Pit Lane, D = Time Disallowed

P9		69 D		James MANSELL		Honda Civic EP3 -			
IDEAL LAP TIME : 1:28.617		BEST LAP TIME : 1:28.710		DIFFERENCE : 0.093					
LAP	SECTOR 1		SECTOR 2		LAP TIME	MPH	DIFF	TIME OF DAY	
1 -		117.5	49.088	104.6	1:40.036	71.39	11.326	17:01:24.332	
2 -	42.977	119.1	47.226	105.1	1:30.203	79.18	1.493	17:02:54.535	
3 -	42.818	117.5	47.091	105.5	1:29.909	79.44	1.199	17:04:24.444	
4 -	42.700	117.5	47.193	105.3	1:29.893	79.45	1.183	17:05:54.337	
5 -	42.419	117.1	46.767	105.5	1:29.186	80.08	0.476	17:07:23.523	
6 -	42.110	117.5	46.760	104.6	1:28.870	80.37	0.160	17:08:52.393	
7 -	42.190	116.9	46.520	105.0	1:28.710 (1)	80.51		17:10:21.103	
8 -	42.196	116.7	46.616	104.2	1:28.812 (2)	80.42	0.102	17:11:49.915	
9 -	42.355	116.7	46.507	104.0	1:28.862 (3)	80.37	0.152	17:13:18.777	
10 -	42.122	117.1	47.323	102.7	1:29.445	79.85	0.735	17:14:48.222	
11 -	42.521	115.9	48.065	104.3	1:30.586	78.84	1.876	17:16:18.808	

P10		177 D		Ed SIBBALD		Honda Civic EP3 - MJ Motorsport			
IDEAL LAP TIME : 1:28.904		BEST LAP TIME : 1:29.075		DIFFERENCE : 0.171					
LAP	SECTOR 1		SECTOR 2		LAP TIME	MPH	DIFF	TIME OF DAY	
1 -		113.1	48.070	101.9	1:41.157	70.60	12.082	17:01:25.453	
2 -	43.542	113.1	48.793	98.9	1:32.335	77.35	3.260	17:02:57.788	
3 -	42.861	112.5	46.794	102.7	1:29.655	79.66	0.580	17:04:27.443	
4 -	43.211	112.2	46.924	102.7	1:30.135	79.24	1.060	17:05:57.578	
5 -	42.651	112.2	46.515	102.7	1:29.166 (2)	80.10	0.091	17:07:26.744	
6 -	42.389	112.7	46.686	102.9	1:29.075 (1)	80.18		17:08:55.819	
7 -	42.730	112.7	46.660	102.7	1:29.390 (3)	79.90	0.315	17:10:25.209	
8 -	42.771	111.4	46.992	101.3	1:29.763	79.57	0.688	17:11:54.972	
9 -	42.769	112.4	47.071	102.2	1:29.840	79.50	0.765	17:13:24.812	
10 -	43.206	112.0	46.607	102.1	1:29.813	79.52	0.738	17:14:54.625	
11 -	43.101	111.8	48.056	89.1	1:31.157	78.35	2.082	17:16:25.782	

Club Time Attack - Snetterton - 22nd October 2023

Racing Hondas Championship

RACE 2 - BEST SECTORS

SECTOR 1			SECTOR 2			IDEAL / BEST COMPARISON						
POS	NO	NAME	TIME	NO	NAME	TIME	POS	NO	NAME	IDEAL	BEST	DIFF
									PERFECT LAP	1:22.187		
1	31	MURFIN	39.297	63	WRIGHT	42.890	1	63	WRIGHT	1:22.262	1:22.314	0.052
2	63	WRIGHT	39.372	122	KAVANAGH	43.327	2	31	MURFIN	1:22.974	1:23.109	0.135
3	86	KRUGER	39.943	31	MURFIN	43.677	3	122	KAVANAGH	1:23.848	1:24.071	0.223
4	20	KAYE	40.111	56	LAWRENCE	43.917	4	86	KRUGER	1:23.950	1:24.421	0.471
5	46	CHARLIER	40.479	46	CHARLIER	43.962	5	20	KAYE	1:24.323	1:24.501	0.178
6	122	KAVANAGH	40.521	86	KRUGER	44.007	6	46	CHARLIER	1:24.441	1:25.014	0.573
7	56	LAWRENCE	40.661	20	KAYE	44.212	7	56	LAWRENCE	1:24.578	1:24.594	0.016
8	99	BARNES	40.844	99	BARNES	44.512	8	99	BARNES	1:25.356	1:25.356	0.000
9	69	MANSELL	42.110	69	MANSELL	46.507	9	69	MANSELL	1:28.617	1:28.710	0.093
10	177	SIBBALD	42.389	177	SIBBALD	46.515	10	177	SIBBALD	1:28.904	1:29.075	0.171

Club Time Attack - Snetterton - 22nd October 2023

Racing Hondas Championship

RACE 2 - BEST SPEEDS

INTERMEDIATE 1				FINISH LINE			
POS	NO	NAME	MPH	NO	NAME	MPH	
1	31	MURFIN	127.3	31	MURFIN	114.5	
2	63	WRIGHT	125.9	63	WRIGHT	113.7	
3	20	KAYE	124.9	86	KRUGER	110.9	
4	122	KAVANAGH	124.5	20	KAYE	110.7	
5	86	KRUGER	124.2	122	KAVANAGH	110.3	
6	56	LAWRENCE	123.5	99	BARNES	108.7	
7	99	BARNES	121.3	46	CHARLIER	106.8	
8	46	CHARLIER	120.4	69	MANSELL	105.5	
9	69	MANSELL	119.1	177	SIBBALD	102.9	
10	177	SIBBALD	113.1				

Club Time Attack - Snetterton - 22nd October 2023

Racing Hondas Championship

RACE 2 - STATISTICS

Competitors Started 10
Planned Start 2023-10-22 @ 16:45:00.000
Actual Start 2023-10-22 @ 16:59:44.295
Finish Time 2023-10-22 @ 17:15:06.240
Track Length 1.9840mi.
Total Laps 110
Total Distance Covered 218.2442mi.

Session Fastest Lap History

NO	CL	NAME	LAP TIME	TIME OF DAY	LAP	VEHICLE
56	D	David LAWRENCE	1:32.527	17:01:16.845	1	Honda Civic FN2
31	B	Will MURFIN	1:24.533	17:02:41.893	2	Honda Civic EK
63	B	Phil WRIGHT	1:24.203	17:02:42.277	2	Honda Civic EP3
63	B	Phil WRIGHT	1:22.998	17:04:05.275	3	Honda Civic EP3
63	B	Phil WRIGHT	1:22.874	17:05:28.148	4	Honda Civic EP3
63	B	Phil WRIGHT	1:22.314	17:06:50.463	5	Honda Civic EP3

Session Leader History

NO	CL	NAME	FROM LAP	LAPS LED	DISTANCE	VEHICLE
56	D	David LAWRENCE	1	1	1.98 miles	Honda Civic FN2
31	B	Will MURFIN	2	1	1.98 miles	Honda Civic EK
63	B	Phil WRIGHT	3	9	17.85 miles	Honda Civic EP3

Flag History

TYPE	TIME OF DAY
GREEN	16:59:44.295
FINISH	17:15:06.240

Flag Statistics

TYPE	COUNT	TOTAL LAPS	TOTAL TIME
Green	1	11	16:53.679
Red	0	0	0.000
Safety Car	0	0	0.000
FCY	0	0	0.000

Club Time Attack - Snetterton - 22nd October 2023

Racing Hondas Championship

RACE 2 - STATISTICS

CLASS : B

3 Starters

Fastest Lap History

NO	NAME	LAP TIME	TIME OF DAY	LAP	VEHICLE
31	Will MURFIN	1:33.050	17:01:17.365	1	Honda Civic EK
31	Will MURFIN	1:24.533	17:02:41.893	2	Honda Civic EK
63	Phil WRIGHT	1:24.203	17:02:42.277	2	Honda Civic EP3
63	Phil WRIGHT	1:22.998	17:04:05.275	3	Honda Civic EP3
63	Phil WRIGHT	1:22.874	17:05:28.148	4	Honda Civic EP3
63	Phil WRIGHT	1:22.314	17:06:50.463	5	Honda Civic EP3

Leader History

NO	NAME	FROM LAP	LAPS LED	DISTANCE	VEHICLE
31	Will MURFIN	1	2	3.96 miles	Honda Civic EK
63	Phil WRIGHT	3	9	17.85 miles	Honda Civic EP3

Club Time Attack - Snetterton - 22nd October 2023

Racing Hondas Championship

RACE 2 - STATISTICS

CLASS : C

3 Starters

Fastest Lap History

NO	NAME	LAP TIME	TIME OF DAY	LAP	VEHICLE
86	Adam KRUGER	1:35.864	17:01:20.169	1	Honda Civic EP3
86	Adam KRUGER	1:26.524	17:02:46.692	2	Honda Civic EP3
20	James KAYE	1:25.629	17:02:47.905	2	Honda Civic EP3
46	Nick CHARLIER	1:25.574	17:07:07.853	5	Honda Civic EP3
46	Nick CHARLIER	1:25.027	17:08:32.879	6	Honda Civic EP3
86	Adam KRUGER	1:24.649	17:09:59.540	7	Honda Civic EP3
86	Adam KRUGER	1:24.552	17:11:24.092	8	Honda Civic EP3
86	Adam KRUGER	1:24.421	17:12:48.504	9	Honda Civic EP3

Leader History

NO	NAME	FROM LAP	LAPS LED	DISTANCE	VEHICLE
86	Adam KRUGER	1	3	5.95 miles	Honda Civic EP3
20	James KAYE	4	1	1.98 miles	Honda Civic EP3
46	Nick CHARLIER	5	7	13.88 miles	Honda Civic EP3

Club Time Attack - Snetterton - 22nd October 2023

Racing Hondas Championship

RACE 2 - STATISTICS

CLASS : D

4 Starters

Fastest Lap History

NO	NAME	LAP TIME	TIME OF DAY	LAP	VEHICLE
56	David LAWRENCE	1:32.527	17:01:16.845	1	Honda Civic FN2
56	David LAWRENCE	1:26.343	17:02:43.169	2	Honda Civic FN2
56	David LAWRENCE	1:24.851	17:04:08.037	3	Honda Civic FN2
56	David LAWRENCE	1:24.594	17:05:32.615	4	Honda Civic FN2

Leader History

NO	NAME	FROM LAP	LAPS LED	DISTANCE	VEHICLE
56	David LAWRENCE	1	11	21.82 miles	Honda Civic FN2