


**RACING HONDAS**  
CHAMPIONSHIP

**TEGIWA**

# RACING HONDAS CHAMPIONSHIP

Rounds 11 & 12 @ Go Japan!  
Brands Hatch Indy  
24<sup>th</sup> September 2023



SPORTS TIMING

TIMING SOLUTIONS LTD

Timing & Results Provided by Timing Solutions Ltd  
[www.tsl-timing.com](http://www.tsl-timing.com)

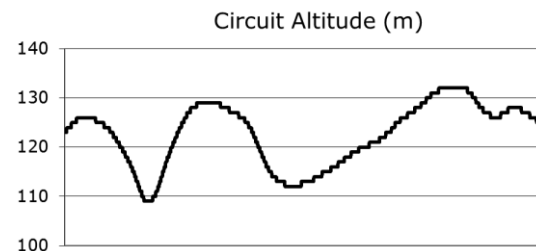
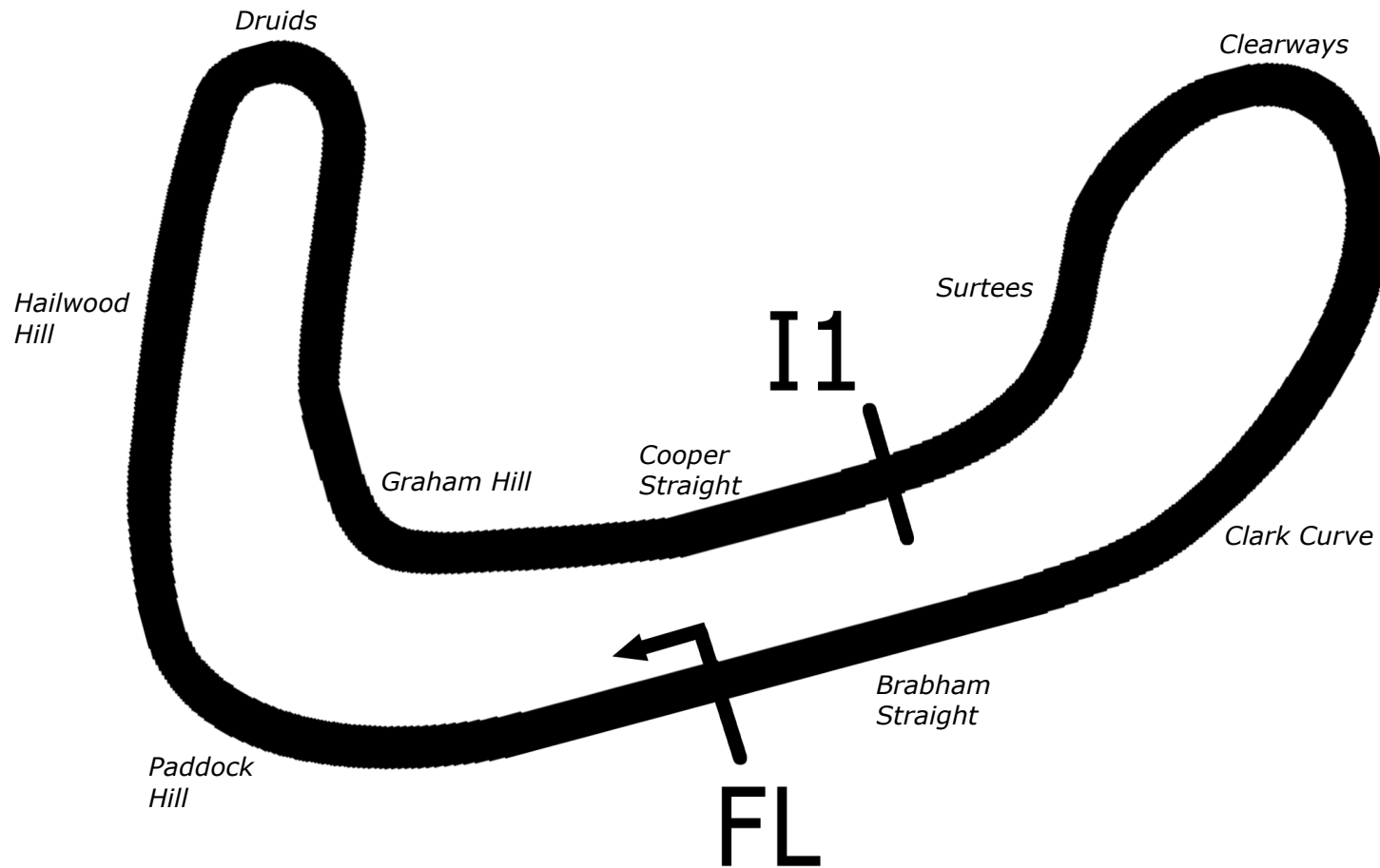


# Brands Hatch Indy



SPORTS TIMING

TIMING SOLUTIONS LTD



Length	1.2079 miles	1944.0 m	
FL		51.36032 N	0.26032 E
I1	1112m	51.35934 N	0.25955 E
Pit Entry	1669m	51.35911 N	0.25743 E
Pit Exit	26m after FL	51.36027 N	0.26078 E
Pit Entry-Pit Exit 277m, 19.9s @50kph, 16.6s @60kph			

All results available at [www.tsl-timing.com](http://www.tsl-timing.com)

## Club Time Attack - Brands Hatch - 24th September 2023

## Racing Hondas Championship

## QUALIFYING - CLASSIFICATION

POS	NO	CL	PIC NAME	ENTRY	TIME	ON	LAPS	GAP	DIFF	MPH
1	63	B	1 Phil WRIGHT	Honda Civic EP3 - Phil Wright Racing	53.374	7	7			81.47
2	46	C	1 Nick CHARLIER	Honda Civic EP3 - Click Waste Racing	54.001	12	15	0.627	0.627	80.52
3	82*	B	2 Luke HARVEY	Honda Civic EK -	54.126	8	16	0.752	0.125	80.34
4	20*	C	2 James KAYE	Honda Civic EP3 - Lucas Oil Products	54.170	8	13	0.796	0.044	80.27
5	31	B	3 Will MURFIN	Honda Civic EK - Murfin Motorsport	54.372	12	16	0.998	0.202	79.97
6	32*	C	3 Mervyn BECKETT	Honda Civic EP3 - MJ Auto Styling	54.677	6	10	1.303	0.305	79.53
7	24*	B	4 James ALLEN	Honda Civic EP3 - Garage 24 Motorsport	55.116	15	16	1.742	0.439	78.89
8	8*	C	4 Mark LEMMER	Honda Civic EP3 - Barwell Motorsport	55.212	16	16	1.838	0.096	78.76
9	17	D	1 Ryan CUNNINGHAM	Honda Civic EP3 -	55.477	13	13	2.103	0.265	78.38
10	99*	D	2 Andy BARNES	Honda Civic FN2 - Kent Models	55.812	9	16	2.438	0.335	77.91
11	7	D	3 Spencer FORTAG	Honda Civic FN2 - 4Tag Racing	56.276	13	14	2.902	0.464	77.27
12	177*	D	4 Ed SIBBALD	Honda Civic EP3 - MJ Motorsport	56.876	7	10	3.502	0.600	76.45

No. 8, 20, 24, 32, 82 - 1 Lap time disallowed; exceeding track limits.

No. 99, 177 - 2 Lap times disallowed; exceeding track limits.

Weather / Track : Cloudy / Dry

These results are provisional until the conclusion of any judicial and technical matters.

Brands Hatch Indy: 1.2079 miles

Date: 24/09/2023 Start: 12:12 Finish: 12:27

Clerk Of Course : Stacy Lawday	Stewards :	Timekeeper : Stewart Burr
--------------------------------	------------	---------------------------

Results can be found at [www.tsl-timing.com](http://www.tsl-timing.com)

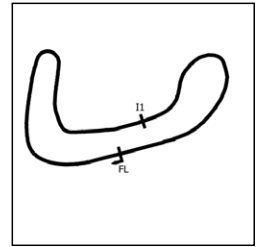
Printed - 12:28 Sunday, 24 September 2023



# Club Time Attack - Brands Hatch - 24th September 2023

## Racing Hondas Championship

### QUALIFYING - SECTOR ANALYSIS



SECTOR 1 = FL to I1, SECTOR 2 = I1 to FL, DIFF = Difference To Personal Best Lap, P = Crossed Finish Line in Pit Lane, D = Time Disallowed

<b>P1 63 B Phil WRIGHT</b>		Honda Civic EP3 - Phil Wright Racing						
IDEAL LAP TIME : 53.374		BEST LAP TIME : 53.374		DIFFERENCE : 0.000				
LAP	SECTOR 1	SECTOR 2		LAP TIME	MPH	DIFF	TIME OF DAY	
1 -	OUTLAP	89.2	23.012	112.4	1:00.776	71.55	7.402	12:13:21.667
2 -	33.108	94.3	21.926	113.3	55.034	79.01	1.660	12:14:16.701
3 -	32.477	95.3	21.992	113.7	54.469	79.83	1.095	12:15:11.170
4 -	33.439	90.0	22.250	114.3	55.689	78.08	2.315	12:16:06.859
5 -	32.321	95.5	21.761	<b>114.7</b>	54.082 (3)	80.40	0.708	12:17:00.941
6 -	32.048	<b>96.0</b>	21.552	<b>114.7</b>	53.600 (2)	81.13	0.226	12:17:54.541
7 -	<b>31.866</b>	<b>96.0</b>	<b>21.508</b>	114.5	<b>53.374 (1)</b>	<b>81.47</b>		<b>12:18:47.915</b>

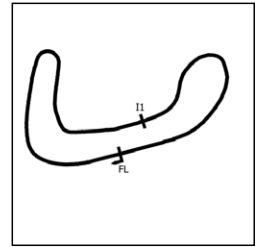
<b>P2 46 C Nick CHARLIER</b>		Honda Civic EP3 - Click Waste Racing						
IDEAL LAP TIME : 54.001		BEST LAP TIME : 54.001		DIFFERENCE : 0.000				
LAP	SECTOR 1	SECTOR 2		LAP TIME	MPH	DIFF	TIME OF DAY	
1 -	OUTLAP	64.2	24.535	107.7	1:05.647	66.24	11.646	12:13:33.963
2 -	35.860	76.0	25.768	110.1	1:01.628	70.56	7.627	12:14:35.591
3 -	1:16.935	83.8	22.702	110.0	1:39.637	43.64	45.636	12:16:15.228
4 -	32.911	91.0	21.983	111.6	54.894	79.21	0.893	12:17:10.122
5 -	32.795	92.4	21.794	111.4	54.589	79.66	0.588	12:18:04.711
6 -	38.733	53.9	25.399	111.6	1:04.132	67.80	10.131	12:19:08.843
7 -	32.422	<b>93.8</b>	22.136	111.2	54.558	79.70	0.557	12:20:03.401
8 -	32.508	93.2	21.877	111.2	54.385	79.95	0.384	12:20:57.786
9 -	32.585	93.4	22.033	111.8	54.618	79.61	0.617	12:21:52.404
10 -	32.506	92.0	21.773	111.8	54.279 (3)	80.11	0.278	12:22:46.683
11 -	32.446	92.5	<b>21.752</b>	112.0	54.198 (2)	80.23	0.197	12:23:40.881
<b>12 -</b>	<b>32.249</b>	93.2	<b>21.752</b>	<b>112.2</b>	<b>54.001 (1)</b>	<b>80.52</b>		<b>12:24:34.882</b>
13 -	32.600	84.0	22.538	110.5	55.138	78.86	1.137	12:25:30.020
14 -	32.365	92.8	21.930	111.1	54.295	80.09	0.294	12:26:24.315
15 -	32.783	90.4	24.143	90.4	56.926	76.39	2.925	12:27:21.241

<b>P3 82 B Luke HARVEY</b>		Honda Civic EK -						
IDEAL LAP TIME : 53.810		BEST LAP TIME : 54.126		DIFFERENCE : 0.316				
LAP	SECTOR 1	SECTOR 2		LAP TIME	MPH	DIFF	TIME OF DAY	
1 -	OUTLAP	73.2	23.577	103.0	1:04.073	67.86	9.947	12:13:42.464
2 -	36.495	63.0	27.023	101.8	1:03.518	68.46	9.392	12:14:45.982
3 -	43.463	89.0	22.029	115.3	1:05.492	66.39	11.366	12:15:51.474
4 -	33.371	89.3	22.234	115.1	55.605	78.20	1.479	12:16:47.079
5 -	33.314	91.6	21.766	114.7	55.080	78.95	0.954	12:17:42.159
6 -	33.365	95.7	21.553	<b>116.1</b>	54.918	79.18	0.792	12:18:37.077
7 -	32.720	<b>96.4</b>	21.616	113.9	54.336 (3)	80.03	0.210	12:19:31.413
<b>8 -</b>	<b>32.366</b>	95.8	21.760	<b>116.1</b>	<b>54.126 (1)</b>	<b>80.34</b>		<b>12:20:25.539</b>
9 -	33.166	95.4	21.563	115.1	54.729	79.45	0.603	12:21:20.268
10 -	33.284	94.7	21.671	115.1	54.955	79.13	0.829	12:22:15.223
11 -	33.042	95.0	21.534	115.3	54.576	79.67	0.450	12:23:09.799
12 -	33.085	95.5	21.651	115.3	54.736 <b>D</b>	79.44	0.610	12:24:04.535
13 -	42.728	50.9	28.682	89.4	1:11.410	60.89	17.284	12:25:15.945
14 -	35.005	92.4	21.519	115.9	56.524	76.93	2.398	12:26:12.469
15 -	32.728	95.3	<b>21.444</b>	114.5	54.172 (2)	80.27	0.046	12:27:06.641
16 -	35.261	77.9	24.496	87.7	59.757	72.77	5.631	12:28:06.398

# Club Time Attack - Brands Hatch - 24th September 2023

## Racing Hondas Championship

### QUALIFYING - SECTOR ANALYSIS



SECTOR 1 = FL to I1, SECTOR 2 = I1 to FL, DIFF = Difference To Personal Best Lap, P = Crossed Finish Line in Pit Lane, D = Time Disallowed

<b>P4</b>		<b>20 C</b>		<b>James KAYE</b>		Honda Civic EP3 - Lucas Oil Products			
IDEAL LAP TIME : 54.101		BEST LAP TIME : 54.170		DIFFERENCE : 0.069					
LAP		SECTOR 1	SECTOR 2		LAP TIME	MPH	DIFF	TIME OF DAY	
1 -	OUTLAP	73.1	24.781	106.0	1:06.178	65.71	12.008	12:13:39.650	
2 -	36.573	79.3	23.480	111.8	1:00.053	72.41	5.883	12:14:39.703	
3 -	38.623	73.8	23.763	112.5	1:02.386	69.70	8.216	12:15:42.089	
4 -	33.241	90.0	22.409	112.4	55.650	78.14	1.480	12:16:37.739	
5 -	32.525	91.5	22.063	113.1	54.588	79.66	0.418	12:17:32.327	
6 -	32.492	90.9	21.900	<b>113.7</b>	54.392	79.94	0.222	12:18:26.719	
7 -	<b>32.371</b>	92.0	21.949	112.9	54.320 (3)	80.05	0.150	12:19:21.039	
8 -	32.376	92.0	21.794	113.3	<b>54.170 (1)</b>	<b>80.27</b>		<b>12:20:15.209</b>	
9 -	32.515	<b>92.4</b>	<b>21.730</b>	112.7	54.245 (2)	80.16	0.075	12:21:09.454	
10 -	35.300	77.9	IN PIT		3:00.331 P	24.11	2:06.161	12:24:09.785	
11 -	OUTLAP	84.2	22.888	112.7	1:01.624	70.56	7.454	12:25:11.409	
12 -	32.633	87.4	21.919	112.4	54.552	79.71	0.382	12:26:05.961	
13 -	32.523	89.2	22.210	111.4	54.733 D	79.45	0.563	12:27:00.694	

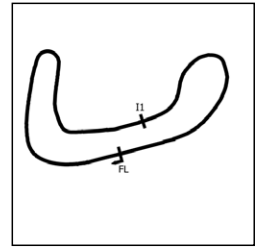
<b>P5</b>		<b>31 B</b>		<b>Will MURFIN</b>		Honda Civic EK - Murfin Motorsport			
IDEAL LAP TIME : 54.251		BEST LAP TIME : 54.372		DIFFERENCE : 0.121					
LAP		SECTOR 1	SECTOR 2		LAP TIME	MPH	DIFF	TIME OF DAY	
1 -	OUTLAP	88.8	23.543	112.5	1:03.339	68.65	8.967	12:13:28.527	
2 -	32.882	95.8	22.021	114.3	54.903	79.20	0.531	12:14:23.430	
3 -	32.550	96.0	22.050	113.1	54.600	79.64	0.228	12:15:18.030	
4 -	32.569	95.4	22.053	114.5	54.622	79.61	0.250	12:16:12.652	
5 -	32.477	<b>96.4</b>	22.008	115.1	54.485	79.81	0.113	12:17:07.137	
6 -	36.428	65.2	24.232	113.9	1:00.660	71.68	6.288	12:18:07.797	
7 -	34.572	70.1	24.765	114.5	59.337	73.28	4.965	12:19:07.134	
8 -	32.651	95.3	22.307	113.7	54.958	79.12	0.586	12:20:02.092	
9 -	32.644	95.0	22.155	112.7	54.799	79.35	0.427	12:20:56.891	
10 -	32.569	94.6	21.969	114.7	54.538	79.73	0.166	12:21:51.429	
11 -	38.689	65.5	25.170	114.5	1:03.859	68.09	9.487	12:22:55.288	
12 -	32.456	96.1	<b>21.916</b>	<b>115.3</b>	<b>54.372 (1)</b>	<b>79.97</b>		<b>12:23:49.660</b>	
13 -	37.581	76.7	25.036	113.7	1:02.617	69.44	8.245	12:24:52.277	
14 -	<b>32.335</b>	<b>96.4</b>	22.109	114.7	54.444 (3)	79.87	0.072	12:25:46.721	
15 -	32.442	95.8	22.000	113.5	54.442 (2)	79.87	0.070	12:26:41.163	
16 -	40.755	72.0	25.751	91.5	1:06.506	65.38	12.134	12:27:47.669	

<b>P6</b>		<b>32 C</b>		<b>Mervyn BECKETT</b>		Honda Civic EP3 - MJ Auto Styling			
IDEAL LAP TIME : 54.677		BEST LAP TIME : 54.677		DIFFERENCE : 0.000					
LAP		SECTOR 1	SECTOR 2		LAP TIME	MPH	DIFF	TIME OF DAY	
1 -	OUTLAP	89.4	23.410	110.0	1:01.478	70.73	6.801	12:13:23.444	
2 -	33.728	92.3	22.602	111.1	56.330	77.19	1.653	12:14:19.774	
3 -	33.000	92.0	22.650	110.9	55.650 (3)	78.14	0.973	12:15:15.424	
4 -	33.227	<b>92.8</b>	22.498	111.2	55.725	78.03	1.048	12:16:11.149	
5 -	32.797	91.9	22.154	112.0	54.951 D	79.13	0.274	12:17:06.100	
6 -	<b>32.726</b>	<b>92.8</b>	<b>21.951</b>	112.2	<b>54.677 (1)</b>	<b>79.53</b>		<b>12:18:00.777</b>	
7 -	34.234	81.6	IN PIT		2:42.691 P	26.72	1:48.014	12:20:43.468	
8 -	OUTLAP	89.1	22.892	111.6	1:01.008	71.27	6.331	12:21:44.476	
9 -	33.352	90.3	22.642	<b>112.4</b>	55.994	77.66	1.317	12:22:40.470	
10 -	33.030	<b>92.8</b>	22.024	<b>112.4</b>	55.054 (2)	78.98	0.377	12:23:35.524	

# Club Time Attack - Brands Hatch - 24th September 2023

## Racing Hondas Championship

### QUALIFYING - SECTOR ANALYSIS



SECTOR 1 = FL to I1, SECTOR 2 = I1 to FL, DIFF = Difference To Personal Best Lap, P = Crossed Finish Line in Pit Lane, D = Time Disallowed

<b>P7 24 B James ALLEN</b>		Honda Civic EP3 - Garage 24 Motorsport					
IDEAL LAP TIME : 55.054		BEST LAP TIME : 55.116		DIFFERENCE : 0.062			
LAP	SECTOR 1	SECTOR 2		LAP TIME	MPH	DIFF	TIME OF DAY
1 -	OUTLAP	23.494	109.8	1:05.272	66.62	10.156	12:13:45.956
2 -	34.183	30.325	73.0	1:04.508 <b>D</b>	67.41	9.392	12:14:50.464
3 -	40.937	22.503	111.2	1:03.440	68.54	8.324	12:15:53.904
4 -	33.496	22.343	111.2	55.839	77.87	0.723	12:16:49.743
5 -	33.184	22.172	112.0	55.356	78.55	0.240	12:17:45.099
6 -	33.261	22.261	<b>112.7</b>	55.522	78.32	0.406	12:18:40.621
7 -	33.011	22.298	111.2	55.309 <b>(3)</b>	78.62	0.193	12:19:35.930
8 -	33.203	<b>22.090</b>	112.2	55.293 <b>(2)</b>	78.64	0.177	12:20:31.223
9 -	33.328	22.199	112.4	55.527	78.31	0.411	12:21:26.750
10 -	35.395	24.735	111.6	1:00.130	72.32	5.014	12:22:26.880
11 -	32.987	22.588	111.4	55.575	78.24	0.459	12:23:22.455
12 -	33.227	22.387	110.7	55.614	78.19	0.498	12:24:18.069
13 -	33.064	22.652	110.9	55.716	78.04	0.600	12:25:13.785
14 -	33.493	22.301	111.4	55.794	77.94	0.678	12:26:09.579
<b>15 -</b>	<b>32.964</b>	22.152	112.0	<b>55.116 (1)</b>	<b>78.89</b>		<b>12:27:04.695</b>
16 -	33.196	22.232	110.9	55.428	78.45	0.312	12:28:00.123

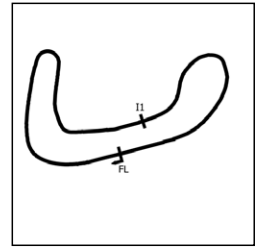
<b>P8 8 C Mark LEMMER</b>		Honda Civic EP3 - Barwell Motorsport						
IDEAL LAP TIME : 55.044		BEST LAP TIME : 55.212		DIFFERENCE : 0.168				
LAP	SECTOR 1	SECTOR 2		LAP TIME	MPH	DIFF	TIME OF DAY	
1 -	OUTLAP	74.0	26.712	87.9	1:07.833	64.10	12.621	12:13:34.804
2 -	38.064	71.0	25.484	99.1	1:03.548	68.43	8.336	12:14:38.352
3 -	37.055	83.5	23.072	107.0	1:00.127 <b>D</b>	72.32	4.915	12:15:38.479
4 -	45.008	74.6	24.216	105.5	1:09.224	62.81	14.012	12:16:47.703
5 -	33.702	90.4	22.877	107.3	56.579	76.85	1.367	12:17:44.282
6 -	33.174	92.3	22.334	108.7	55.508	78.34	0.296	12:18:39.790
7 -	33.208	<b>93.4</b>	22.441	106.8	55.649	78.14	0.437	12:19:35.439
8 -	33.041	91.6	22.484	107.3	55.525	78.31	0.313	12:20:30.964
9 -	32.941	91.9	22.548	106.8	55.489	78.36	0.277	12:21:26.453
10 -	33.275	91.0	22.494	107.3	55.769	77.97	0.557	12:22:22.222
11 -	<b>32.932</b>	92.5	22.399	107.5	55.331 <b>(2)</b>	78.59	0.119	12:23:17.553
12 -	33.091	91.4	22.318	108.7	55.409	78.48	0.197	12:24:12.962
13 -	33.061	91.9	22.722	107.7	55.783	77.95	0.571	12:25:08.745
14 -	35.727	70.2	24.313	108.5	1:00.040	72.42	4.828	12:26:08.785
15 -	33.045	92.5	22.363	<b>108.9</b>	55.408 <b>(3)</b>	78.48	0.196	12:27:04.193
<b>16 -</b>	33.100	92.6	<b>22.112</b>	108.7	<b>55.212 (1)</b>	<b>78.76</b>		<b>12:27:59.405</b>

<b>P9 17 D Ryan CUNNINGHAM</b>		Honda Civic EP3 -						
IDEAL LAP TIME : 55.221		BEST LAP TIME : 55.477		DIFFERENCE : 0.256				
LAP	SECTOR 1	SECTOR 2		LAP TIME	MPH	DIFF	TIME OF DAY	
1 -	OUTLAP	65.0	24.834	107.7	1:04.897	67.00	9.420	12:13:41.777
2 -	35.342	77.1	23.795	103.7	59.137	73.53	3.660	12:14:40.914
3 -	38.915	66.0	24.712	97.1	1:03.627	68.34	8.150	12:15:44.541
4 -	34.316	85.7	22.707	107.8	57.023	76.26	1.546	12:16:41.564
5 -	33.506	<b>89.9</b>	22.702	100.7	56.208	77.36	0.731	12:17:37.772
6 -	33.533	88.3	<b>22.207</b>	110.5	55.740 <b>(3)</b>	78.01	0.263	12:18:33.512
7 -	<b>33.014</b>	89.5	23.367	107.0	56.381	77.12	0.904	12:19:29.893
8 -	33.091	89.0	22.704	101.2	55.795	77.93	0.318	12:20:25.688
9 -	33.901	83.5	IN PIT		3:05.441 <b>P</b>	23.45	2:09.964	12:23:31.129
10 -	OUTLAP	87.2	22.775	106.8	1:02.605	69.46	7.128	12:24:33.734
11 -	33.544	86.5	23.026	107.2	56.570	76.87	1.093	12:25:30.304
12 -	33.090	87.4	22.589	109.8	55.679 <b>(2)</b>	78.10	0.202	12:26:25.983
<b>13 -</b>	33.183	89.3	22.294	<b>111.8</b>	<b>55.477 (1)</b>	<b>78.38</b>		<b>12:27:21.460</b>

# Club Time Attack - Brands Hatch - 24th September 2023

## Racing Hondas Championship

### QUALIFYING - SECTOR ANALYSIS



SECTOR 1 = FL to I1, SECTOR 2 = I1 to FL, DIFF = Difference To Personal Best Lap, P = Crossed Finish Line in Pit Lane, D = Time Disallowed

P10 99 D		Andy BARNES			Honda Civic FN2 - Kent Models			
IDEAL LAP TIME : 55.773		BEST LAP TIME : 55.812			DIFFERENCE : 0.039			
LAP	SECTOR 1	SECTOR 2		LAP TIME	MPH	DIFF	TIME OF DAY	
1 -	OUTLAP	69.7	24.745	103.0	1:05.516	66.37	9.704	12:13:40.826
2 -	37.264	72.9	23.372	108.4	1:00.636	71.71	4.824	12:14:41.462
3 -	39.043	65.4	24.011	<b>111.8</b>	<del>1:03.054</del> D	68.96	7.242	12:15:44.516
4 -	33.888	86.4	22.902	107.5	56.790	76.57	0.978	12:16:41.306
5 -	33.386	90.1	22.890	102.2	<del>56.276</del> D	77.27	0.464	12:17:37.582
6 -	34.589	90.0	22.998	100.6	57.587	75.51	1.775	12:18:35.169
7 -	33.648	<b>90.9</b>	<b>22.446</b>	108.7	56.094 (3)	77.52	0.282	12:19:31.263
8 -	33.989	90.3	22.455	107.5	56.444	77.04	0.632	12:20:27.707
9 -	33.349	90.0	22.463	108.2	<b>55.812 (1)</b>	<b>77.91</b>		<b>12:21:23.519</b>
10 -	33.668	89.9	22.479	108.0	56.147	77.45	0.335	12:22:19.666
11 -	33.635	89.3	22.536	107.5	56.171	77.41	0.359	12:23:15.837
12 -	33.540	89.8	22.554	108.2	56.094 (3)	77.52	0.282	12:24:11.931
13 -	<b>33.327</b>	90.3	22.591	107.8	55.918 (2)	77.76	0.106	12:25:07.849
14 -	33.470	90.4	23.060	104.5	56.530	76.92	0.718	12:26:04.379
15 -	34.589	76.9	23.436	108.2	58.025	74.94	2.213	12:27:02.404
16 -	33.676	90.6	22.708	106.8	56.384	77.12	0.572	12:27:58.788

P11 7 D		Spencer FORTAG			Honda Civic FN2 - 4Tag Racing			
IDEAL LAP TIME : 56.150		BEST LAP TIME : 56.276			DIFFERENCE : 0.126			
LAP	SECTOR 1	SECTOR 2		LAP TIME	MPH	DIFF	TIME OF DAY	
1 -	OUTLAP	31.931	104.6	1:10.147	61.99	13.871	12:13:32.951	
2 -	34.652	23.652	106.1	58.304	74.58	2.028	12:14:31.255	
3 -	33.974	22.765	107.8	56.739	76.64	0.463	12:15:27.994	
4 -	33.963	22.827	107.5	56.790	76.57	0.514	12:16:24.784	
5 -	34.006	22.717	108.5	56.723	76.66	0.447	12:17:21.507	
6 -	33.737	22.705	<b>109.1</b>	56.442 (3)	77.04	0.166	12:18:17.949	
7 -	33.853	22.580	<b>109.1</b>	56.433 (2)	77.05	0.157	12:19:14.382	
8 -	33.956	22.708	108.4	56.664	76.74	0.388	12:20:11.046	
9 -	33.959	22.683	108.0	56.642	76.77	0.366	12:21:07.688	
10 -	37.755	IN PIT		2:33.903 P	28.25	1:37.627	12:23:41.591	
11 -	OUTLAP	22.794	108.2	1:00.271	72.15	3.995	12:24:41.862	
12 -	33.860	22.746	108.2	56.606	76.82	0.330	12:25:38.468	
13 -	33.717	<b>22.559</b>	108.9	<b>56.276 (1)</b>	<b>77.27</b>		<b>12:26:34.744</b>	
14 -	<b>33.591</b>	22.899	105.3	56.490	76.98	0.214	12:27:31.234	

P12 177 D		Ed SIBBALD			Honda Civic EP3 - MJ Motorsport			
IDEAL LAP TIME : 56.876		BEST LAP TIME : 56.876			DIFFERENCE : 0.000			
LAP	SECTOR 1	SECTOR 2		LAP TIME	MPH	DIFF	TIME OF DAY	
1 -	OUTLAP	24.788	103.0	1:04.964	66.93	8.088	12:13:23.855	
2 -	35.701	25.079	106.5	1:00.780	71.54	3.904	12:14:24.635	
3 -	34.485	23.564	106.8	58.049	74.91	1.173	12:15:22.684	
4 -	34.786	23.375	106.5	58.161	74.76	1.285	12:16:20.845	
5 -	34.081	23.334	106.6	<del>57.415</del> D	75.73	0.539	12:17:18.260	
6 -	34.129	23.184	<b>107.3</b>	57.313 (3)	75.87	0.437	12:18:15.573	
7 -	<b>33.798</b>	<b>23.078</b>	106.0	<b>56.876 (1)</b>	<b>76.45</b>		<b>12:19:12.449</b>	
8 -	37.656	23.181	<b>107.3</b>	1:00.837	71.47	3.961	12:20:13.286	
9 -	34.717	24.371	106.6	<del>59.088</del> D	73.59	2.212	12:21:12.374	
10 -	34.002	23.226	106.5	57.228 (2)	75.98	0.352	12:22:09.602	

# Club Time Attack - Brands Hatch - 24th September 2023

## Racing Hondas Championship

### QUALIFYING - BEST SECTORS

SECTOR 1			SECTOR 2			IDEAL / BEST COMPARISON						
POS	NO	NAME	TIME	NO	NAME	TIME	POS	NO	NAME	IDEAL	BEST	DIFF
									<b>PERFECT LAP</b>	<b>53.310</b>		
1	63	WRIGHT	<b>31.866</b>	82	HARVEY	<b>21.444</b>	1	63	WRIGHT	53.374	53.374	<b>0.000</b>
2	46	CHARLIER	<b>32.249</b>	63	WRIGHT	<b>21.508</b>	2	82	HARVEY	53.810	54.126	<b>0.316</b>
3	31	MURFIN	<b>32.335</b>	20	KAYE	<b>21.730</b>	3	46	CHARLIER	54.001	54.001	<b>0.000</b>
4	82	HARVEY	<b>32.366</b>	46	CHARLIER	<b>21.752</b>	4	20	KAYE	54.101	54.170	<b>0.069</b>
5	20	KAYE	<b>32.371</b>	31	MURFIN	<b>21.916</b>	5	31	MURFIN	54.251	54.372	<b>0.121</b>
6	32	BECKETT	<b>32.726</b>	32	BECKETT	<b>21.951</b>	6	32	BECKETT	54.677	54.677	<b>0.000</b>
7	8	LEMMER	<b>32.932</b>	24	ALLEN	<b>22.090</b>	7	8	LEMMER	55.044	55.212	<b>0.168</b>
8	24	ALLEN	<b>32.964</b>	8	LEMMER	<b>22.112</b>	8	24	ALLEN	55.054	55.116	<b>0.062</b>
9	17	CUNNINGHAM	<b>33.014</b>	17	CUNNINGHAM	<b>22.207</b>	9	17	CUNNINGHAM	55.221	55.477	<b>0.256</b>
10	99	BARNES	<b>33.327</b>	99	BARNES	<b>22.446</b>	10	99	BARNES	55.773	55.812	<b>0.039</b>
11	7	FORTAG	<b>33.591</b>	7	FORTAG	<b>22.559</b>	11	7	FORTAG	56.150	56.276	<b>0.126</b>
12	177	SIBBALD	<b>33.798</b>	177	SIBBALD	<b>23.078</b>	12	177	SIBBALD	56.876	56.876	<b>0.000</b>



# Club Time Attack - Brands Hatch - 24th September 2023

## Racing Hondas Championship

### QUALIFYING - BEST SPEEDS

INTERMEDIATE 1				FINISH LINE		
POS	NO	NAME	MPH	NO	NAME	MPH
1	82	HARVEY	96.4	82	HARVEY	116.1
2	31	MURFIN	96.4	31	MURFIN	115.3
3	63	WRIGHT	96.0	63	WRIGHT	114.7
4	46	CHARLIER	93.8	20	KAYE	113.7
5	8	LEMMER	93.4	24	ALLEN	112.7
6	32	BECKETT	92.8	32	BECKETT	112.4
7	20	KAYE	92.4	46	CHARLIER	112.2
8	99	BARNES	90.9	17	CUNNINGHAM	111.8
9	17	CUNNINGHAM	89.9	99	BARNES	111.8
10				7	FORTAG	109.1
11				8	LEMMER	108.9
12				177	SIBBALD	107.3

# Club Time Attack - Brands Hatch - 24th September 2023

## Racing Hondas Championship

### QUALIFYING - STATISTICS

**Competitors Started** 12  
**Planned Start** 2023-09-24 @ 12:15:00.000  
**Actual Start** 2023-09-24 @ 12:12:12.106  
**Finish Time** 2023-09-24 @ 12:27:19.703  
**Track Length** 1.2079mi.  
**Total Laps** 162  
**Total Distance Covered** 195.6871mi.

### Session Fastest Lap History

NO	CL	NAME	LAP TIME	TIME OF DAY	LAP	VEHICLE
63	B	Phil WRIGHT	<b>55.034</b>	12:14:16.711	2	Honda Civic EP3
31	B	Will MURFIN	<b>54.903</b>	12:14:23.450	2	Honda Civic EK
63	B	Phil WRIGHT	<b>54.469</b>	12:15:11.180	3	Honda Civic EP3
63	B	Phil WRIGHT	<b>54.082</b>	12:17:00.951	5	Honda Civic EP3
63	B	Phil WRIGHT	<b>53.600</b>	12:17:54.550	6	Honda Civic EP3
63	B	Phil WRIGHT	<b>53.374</b>	12:18:47.926	7	Honda Civic EP3

### Flag History

TYPE	TIME OF DAY
GREEN	12:12:12.106
FINISH	12:27:19.703

### Flag Statistics

TYPE	COUNT	TOTAL LAPS	TOTAL TIME
Green	1	16	16:05.369
Red	0	0	0.000
Safety Car	0	0	0.000
FCY	0	0	0.000

# Club Time Attack - Brands Hatch - 24th September 2023

## Racing Hondas Championship

### QUALIFYING - STATISTICS

CLASS : B

4 Starters

#### Fastest Lap History

NO	NAME	LAP TIME	TIME OF DAY	LAP	VEHICLE
63	Phil WRIGHT	<b>55.034</b>	12:14:16.711	2	Honda Civic EP3
31	Will MURFIN	<b>54.903</b>	12:14:23.450	2	Honda Civic EK
63	Phil WRIGHT	<b>54.469</b>	12:15:11.180	3	Honda Civic EP3
63	Phil WRIGHT	<b>54.082</b>	12:17:00.951	5	Honda Civic EP3
63	Phil WRIGHT	<b>53.600</b>	12:17:54.550	6	Honda Civic EP3
63	Phil WRIGHT	<b>53.374</b>	12:18:47.926	7	Honda Civic EP3

# Club Time Attack - Brands Hatch - 24th September 2023

## Racing Hondas Championship

### QUALIFYING - STATISTICS

CLASS : C

4 Starters

#### Fastest Lap History

NO	NAME	LAP TIME	TIME OF DAY	LAP	VEHICLE
32	Mervyn BECKETT	56.330	12:14:19.786	2	Honda Civic EP3
32	Mervyn BECKETT	55.650	12:15:15.438	3	Honda Civic EP3
46	Nick CHARLIER	54.894	12:17:10.137	4	Honda Civic EP3
20	James KAYE	54.588	12:17:32.336	5	Honda Civic EP3
20	James KAYE	54.392	12:18:26.729	6	Honda Civic EP3
20	James KAYE	54.320	12:19:21.049	7	Honda Civic EP3
20	James KAYE	54.170	12:20:15.219	8	Honda Civic EP3
46	Nick CHARLIER	54.001	12:24:34.897	12	Honda Civic EP3

# Club Time Attack - Brands Hatch - 24th September 2023

## Racing Hondas Championship

### QUALIFYING - STATISTICS

CLASS : D

4 Starters

#### Fastest Lap History

NO	NAME	LAP TIME	TIME OF DAY	LAP	VEHICLE
177	Ed SIBBALD	1:00.780	12:14:24.645	2	Honda Civic EP3
7	Spencer FORTAG	58.304	12:14:31.266	2	Honda Civic FN2
177	Ed SIBBALD	58.049	12:15:22.693	3	Honda Civic EP3
7	Spencer FORTAG	56.739	12:15:28.006	3	Honda Civic FN2
7	Spencer FORTAG	56.723	12:17:21.518	5	Honda Civic FN2
17	Ryan CUNNINGHAM	56.208	12:17:37.775	5	Honda Civic EP3
17	Ryan CUNNINGHAM	55.740	12:18:33.515	6	Honda Civic EP3
17	Ryan CUNNINGHAM	55.679	12:26:25.985	12	Honda Civic EP3
17	Ryan CUNNINGHAM	55.477	12:27:21.462	13	Honda Civic EP3


**Club Time Attack - Brands Hatch - 24th September 2023**

**Racing Hondas Championship**

**RACE 1 - GRID (15 minutes)**

ROW 6	11	7	56.276 Spencer FORTAG	12	177	56.876 Ed SIBBALD
ROW 5	9	17	55.477 Ryan CUNNINGHAM	10	99	55.812 Andy BARNES
ROW 4	7	24	55.116 James ALLEN	8	8	55.212 Mark LEMMER
ROW 3	5	31	54.372 Will MURFIN	6	32	54.677 Mervyn BECKETT
ROW 2	3	82	54.126 Luke HARVEY	4	20	54.170 James KAYE
ROW 1	1	63	53.374 Phil WRIGHT	2	46	54.001 Nick CHARLIER

**Pole**



Brands Hatch Indy: 1.2079 miles

These results are provisional until the conclusion of any judicial and technical matters.

Clerk Of Course : Stacy Lawday

Stewards :

Timekeeper : Stewart Burr

Results can be found at [www.tsl-timing.com](http://www.tsl-timing.com)

Printed - 12:30 Sunday, 24 September 2023



## Club Time Attack - Brands Hatch - 24th September 2023

## Racing Hondas Championship

## RACE 1 - CLASSIFICATION

POS	NO	CL	PIC NAME	ENTRY	LAPS	TIME	GAP	DIFF	MPH	BEST	ON
1	63	B	1 Phil WRIGHT	Honda Civic EP3 - Phil Wright Racing	17	15:25.553			79.87	53.541	8
2	31	B	2 Will MURFIN	Honda Civic EK - Murfin Motorsport	17	15:35.268	9.715	9.715	79.04	53.841	9
3	82	B	3 Luke HARVEY	Honda Civic EK -	17	15:35.317	9.764	0.049	79.03	54.193	8
4	46	C	1 Nick CHARLIER	Honda Civic EP3 - Click Waste Racing	17	15:43.311	17.758	7.994	78.36	54.727	2
5	32	C	2 Mervyn BECKETT	Honda Civic EP3 - MJ Auto Styling	17	15:45.133	19.580	1.822	78.21	54.796	12
6	20	C	3 James KAYE	Honda Civic EP3 - Lucas Oil Products	17	15:45.266	19.713	0.133	78.20	54.267	14
7	17	C	4 Ryan CUNNINGHAM	Honda Civic EP3 -	17	15:50.383	24.830	5.117	77.78	55.060	9
8	8	C	5 Mark LEMMER	Honda Civic EP3 - Barwell Motorsport	17	15:50.902	25.349	0.519	77.74	55.097	5
9	24	B	4 James ALLEN	Honda Civic EP3 - Garage 24 Motorsport	17	16:00.581	35.028	9.679	76.95	55.481	9
10	7	D	1 Spencer FORTAG	Honda Civic FN2 - 4Tag Racing	17	16:07.235	41.682	6.654	76.43	56.077	6
11	99*	D	2 Andy BARNES	Honda Civic FN2 - Kent Models	17	16:21.407	55.854	14.172	75.32	55.895	7
12	177	D	3 Ed SIBBALD	Honda Civic EP3 - MJ Motorsport	16	15:27.710	1 Lap	1 Lap	74.99	56.994	10
FASTEST LAP											
	63	B	Phil WRIGHT	Honda Civic EP3 - Phil Wright Racing	8	53.541			81.22 mph	130.71 kph	
	20	C	James KAYE	Honda Civic EP3 - Lucas Oil Products	14	54.267			80.13 mph	128.96 kph	
	99	D	Andy BARNES	Honda Civic FN2 - Kent Models	7	55.895			77.79 mph	125.20 kph	

\*No. 99 - 5 second time penalty applied, exceeding track limits

\*No. 99 - 10 second time penalty applied, exceeding track limits

Weather / Track : Cloudy / Dry

These results are provisional until the conclusion of any judicial and technical matters.

Race Distance: 17 Laps / 20.53 miles

Brands Hatch Indy: 1.2079 miles

Date: 24/09/2023 Start: 14:41 Finish: 14:56

Clerk Of Course : Stacy Lawday	Stewards :	Timekeeper : Stewart Burr
--------------------------------	------------	---------------------------

Results can be found at [www.tsl-timing.com](http://www.tsl-timing.com)

Printed - 15:00 Sunday, 24 September 2023



# Club Time Attack - Brands Hatch - 24th September 2023

## Racing Hondas Championship

### RACE 1 - LAP CHART

LAP 1 @ 14:42:28.585			LAP 2 @ 14:43:23.312			LAP 3 @ 14:44:17.856			LAP 4 @ 14:45:12.117			LAP 5 @ 14:46:06.076		
NO	BEHIND	LAP TIME	NO	BEHIND	LAP TIME	NO	BEHIND	LAP TIME	NO	BEHIND	LAP TIME	NO	BEHIND	LAP TIME
46		1:00.115	46		54.727	63		54.341	63		54.261	63		53.959
63	0.474	1:00.589	63	0.203	54.456	46	0.930	55.474	46	1.512	54.843	46	2.587	55.034
82	1.344	1:01.459	82	1.335	54.718	82	1.466	54.675	82	1.640	54.435	82	2.630	54.949
20	2.108	1:02.223	20	3.012	55.631	20	3.594	55.126	31	4.477	54.920	31	4.677	54.159
32	2.505	1:02.620	31	3.176	55.260	31	3.818	55.186	20	5.669	56.336	20	7.004	55.294
31	2.643	1:02.758	32	4.005	56.227	32	4.892	55.431	32	6.158	55.527	32	7.562	55.363
17	3.413	1:03.528	17	4.503	55.817	17	5.729	55.770	17	7.166	55.698	17	8.440	55.233
99	4.120	1:04.235	8	5.914	56.238	8	6.774	55.404	8	7.765	55.252	8	8.903	55.097
8	4.403	1:04.518	99	6.331	56.938	99	7.821	56.034	99	9.669	56.109	99	12.026	56.316
7	4.956	1:05.071	7	6.494	56.265	7	8.241	56.291	7	10.213	56.233	7	12.348	56.094
24	5.128	1:05.243	24	7.277	56.876	24	8.825	56.092	24	10.590	56.026	24	12.711	56.080
177	6.139	1:06.254	177	9.376	57.964	177	12.004	57.172	177	15.267	57.524	177	18.509	57.201



# Club Time Attack - Brands Hatch - 24th September 2023

## Racing Hondas Championship

### RACE 1 - LAP CHART

LAP 6 @ 14:46:59.976			LAP 7 @ 14:47:53.611			LAP 8 @ 14:48:47.152			LAP 9 @ 14:49:40.886			LAP 10 @ 14:50:34.833		
NO	BEHIND	LAP TIME	NO	BEHIND	LAP TIME	NO	BEHIND	LAP TIME	NO	BEHIND	LAP TIME	NO	BEHIND	LAP TIME
63		53.900	63		53.635	63		53.541	63		53.734	63		53.947
82	3.069	54.339	82	3.796	54.362	82	4.448	54.193	82	5.103	54.389	82	5.627	54.471
46	4.063	55.376	46	5.239	54.811	31	6.397	54.494	31	6.504	53.841	31	6.660	54.103
31	5.199	54.422	31	5.444	53.880	46	7.285	55.587	46	8.466	54.915	46	9.711	55.192
32	8.853	55.191	32	10.328	55.110	32	11.682	54.895	32	12.998	55.050	32	13.994	54.943
20	9.386	56.282	20	11.180	55.429	20	12.758	55.119	20	13.903	54.879	20	15.533	55.577
17	9.925	55.385	17	11.792	55.502	17	13.575	55.324	17	14.901	55.060	17	16.202	55.248
8	10.877	55.874	8	12.483	55.241	8	14.086	55.144	8	16.148	55.796	8	17.467	55.266
99	14.226	56.100	99	16.486	55.895	24	19.253	55.781	24	21.000	55.481	24	22.675	55.622
7	14.525	56.077	24	17.013	55.932	99	20.027	57.082	99	23.111	56.818	99	25.448	56.284
24	14.716	55.905	7	17.766	56.876	7	20.843	56.618	7	23.900	56.791	7	26.256	56.303
177	21.742	57.133	177	25.388	57.281	177	29.045	57.198	177	32.690	57.379	177	35.737	56.994

# Club Time Attack - Brands Hatch - 24th September 2023

## Racing Hondas Championship

### RACE 1 - LAP CHART

LAP 11 @ 14:51:28.787			LAP 12 @ 14:52:23.028			LAP 13 @ 14:53:17.152			LAP 14 @ 14:54:11.260			LAP 15 @ 14:55:05.333		
NO	BEHIND	LAP TIME	NO	BEHIND	LAP TIME	NO	BEHIND	LAP TIME	NO	BEHIND	LAP TIME	NO	BEHIND	LAP TIME
63		53.954	63		54.241	63		54.124	63		54.108	63		54.073
82	6.509	54.836	82	6.522	54.254	82	6.838	54.440	82	7.119	54.389	31	8.164	54.953
31	7.099	54.393	31	6.963	54.105	31	7.192	54.353	31	7.284	54.200	82	8.815	55.769
46	10.888	55.131	46	12.204	55.557	46	13.435	55.355	46	14.668	55.341	46	15.689	55.094
32	15.096	55.056	32	15.651	54.796	32	16.484	54.957	32	17.211	54.835	32	18.065	54.927
20	16.305	54.726	20	16.765	54.701	20	17.752	55.111	20	17.911	54.267	20	18.447	54.609
17	17.448	55.200	17	18.326	55.119	17	19.775	55.573	17	20.836	55.169	17	22.123	55.360
8	18.892	55.379	8	19.773	55.122	8	20.960	55.311	8	22.156	55.304	8	23.424	55.341
24	24.392	55.671	24	26.238	56.087	24	27.801	55.687	24	29.750	56.057	24	31.724	56.047
99	27.750	56.256	99	29.632	56.123	99	32.041	56.533	99	34.532	56.599	99	37.076	56.617
7	28.565	56.263	7	30.666	56.342	7	32.929	56.387	7	35.028	56.207	7	37.477	56.522
177	38.808	57.025	177	41.848	57.281	177	45.365	57.641	177	48.470	57.213	177	51.640	57.243

# Club Time Attack - Brands Hatch - 24th September 2023

## Racing Hondas Championship

### RACE 1 - LAP CHART

LAP 16 @ 14:55:59.641			LAP 17 @ 14:56:54.023		
NO	BEHIND	LAP TIME	NO	BEHIND	LAP TIME
63		54.308	63		54.382
31	8.564	54.708	177	1 Lap	59.207
82	9.070	54.563	31	9.715	55.533
46	16.931	55.550	82	9.764	55.076
32	18.826	55.069	46	17.758	55.209
20	19.080	54.941	32	19.580	55.136
17	23.707	55.892	20	19.713	55.015
8	24.438	55.322	17	24.830	55.505
24	33.588	56.172	8	25.349	55.293
99	38.864	56.096	24	35.028	55.822
7	39.675	56.506	99	40.854	56.372
			7	41.682	56.389

# Club Time Attack - Brands Hatch - 24th September 2023

## Racing Hondas Championship

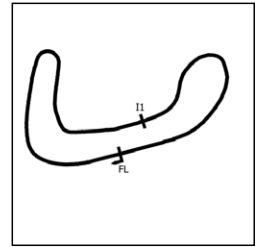
### RACE 1 - POSITION CHART

No	Name	Lap																	
		Pos	1	2	3	4	5	6	7	8	9	10	11	12	13	14	15	16	17
63	WRIGHT	1	46	46	63	63	63	63	63	63	63	63	63	63	63	63	63	63	63
46	CHARLIER	2	63	63	46	46	46	82	82	82	82	82	82	82	82	82	31	31	31
82	HARVEY	3	82	82	82	82	82	46	46	31	31	31	31	31	31	31	82	82	82
20	KAYE	4	20	20	20	31	31	31	31	46	46	46	46	46	46	46	46	46	46
31	MURFIN	5	32	31	31	20	20	32	32	32	32	32	32	32	32	32	32	32	32
32	BECKETT	6	31	32	32	32	32	20	20	20	20	20	20	20	20	20	20	20	20
24	ALLEN	7	17	17	17	17	17	17	17	17	17	17	17	17	17	17	17	17	17
8	LEMMER	8	99	8	8	8	8	8	8	8	8	8	8	8	8	8	8	8	8
17	CUNNINGHAM	9	8	99	99	99	99	99	99	24	24	24	24	24	24	24	24	24	24
99	BARNES	10	7	7	7	7	7	7	24	99	99	99	99	99	99	99	99	99	99
7	FORTAG	11	24	24	24	24	24	24	7	7	7	7	7	7	7	7	7	7	7
177	SIBBALD	12	177	177	177	177	177	177	177	177	177	177	177	177	177	177	177	177	177

# Club Time Attack - Brands Hatch - 24th September 2023

## Racing Hondas Championship

### RACE 1 - SECTOR ANALYSIS



SECTOR 1 = FL to I1, SECTOR 2 = I1 to FL, DIFF = Difference To Personal Best Lap, P = Crossed Finish Line in Pit Lane, D = Time Disallowed

P1 63 B Phil WRIGHT		Honda Civic EP3 - Phil Wright Racing					
IDEAL LAP TIME : 53.535		BEST LAP TIME : 53.541		DIFFERENCE : 0.006			
LAP	SECTOR 1	SECTOR 2		LAP TIME	MPH	DIFF	TIME OF DAY
1 -	94.5	22.047	114.1	1:00.589	71.77	7.048	14:42:29.059
2 -	32.594 95.4	21.862	111.4	54.456	79.85	0.915	14:43:23.515
3 -	32.627 96.2	21.714	114.3	54.341	80.02	0.800	14:44:17.856
4 -	32.383 95.4	21.878	113.7	54.261	80.14	0.720	14:45:12.117
5 -	32.226 95.0	21.733	113.7	53.959	80.59	0.418	14:46:06.076
6 -	32.295 95.0	21.605	114.1	53.900	80.67	0.359	14:46:59.976
7 -	32.112 95.7	<b>21.523</b>	<b>114.5</b>	53.635 (2)	81.07	0.094	14:47:53.611
8 -	<b>32.012</b>	95.0	21.529	114.3	<b>53.541 (1)</b>	<b>81.22</b>	<b>14:48:47.152</b>
9 -	32.055 95.5	21.679	114.1	53.734 (3)	80.92	0.193	14:49:40.886
10 -	32.207 95.0	21.740	114.3	53.947	80.60	0.406	14:50:34.833
11 -	32.063 95.1	21.891	113.7	53.954	80.59	0.413	14:51:28.787
12 -	32.464 95.1	21.777	114.3	54.241	80.17	0.700	14:52:23.028
13 -	32.280 95.3	21.844	113.5	54.124	80.34	0.583	14:53:17.152
14 -	32.298 94.9	21.810	113.7	54.108	80.36	0.567	14:54:11.260
15 -	32.271 95.0	21.802	113.3	54.073	80.42	0.532	14:55:05.333
16 -	32.567 95.0	21.741	113.7	54.308	80.07	0.767	14:55:59.641
17 -	32.274 94.7	22.108	107.3	54.382	79.96	0.841	14:56:54.023

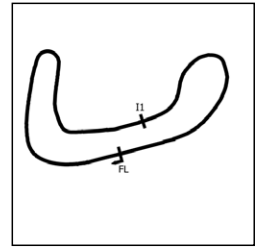
P2 31 B Will MURFIN		Honda Civic EK - Murfin Motorsport					
IDEAL LAP TIME : 53.719		BEST LAP TIME : 53.841		DIFFERENCE : 0.122			
LAP	SECTOR 1	SECTOR 2		LAP TIME	MPH	DIFF	TIME OF DAY
1 -	94.3	22.496	114.5	1:02.758	69.29	8.917	14:42:31.228
2 -	33.056 96.5	22.204	<b>116.3</b>	55.260	78.69	1.419	14:43:26.488
3 -	33.025 96.0	22.161	115.3	55.186	78.79	1.345	14:44:21.674
4 -	32.886 95.5	22.034	114.1	54.920	79.18	1.079	14:45:16.594
5 -	32.344 96.2	21.815	113.7	54.159	80.29	0.318	14:46:10.753
6 -	32.540 95.8	21.882	114.3	54.422	79.90	0.581	14:47:05.175
7 -	32.248 96.5	<b>21.632</b>	115.9	53.880 (2)	80.70	0.039	14:47:59.055
8 -	32.719 96.4	21.775	115.1	54.494	79.79	0.653	14:48:53.549
9 -	<b>32.087</b>	95.7	21.754	115.3	<b>53.841 (1)</b>	<b>80.76</b>	<b>14:49:47.390</b>
10 -	32.366 95.7	21.737	115.9	54.103 (3)	80.37	0.262	14:50:41.493
11 -	32.396 96.5	21.997	113.9	54.393	79.94	0.552	14:51:35.886
12 -	32.420 96.2	21.685	<b>116.3</b>	54.105	80.37	0.264	14:52:29.991
13 -	32.416 96.6	21.937	115.3	54.353	80.00	0.512	14:53:24.344
14 -	32.430 96.2	21.770	<b>116.3</b>	54.200	80.23	0.359	14:54:18.544
15 -	33.011 94.9	21.942	114.5	54.953	79.13	1.112	14:55:13.497
16 -	32.557 95.3	22.151	113.9	54.708	79.48	0.867	14:56:08.205
17 -	32.726 95.1	22.807	114.3	55.533	78.30	1.692	14:57:03.738

P3 82 B Luke HARVEY		Honda Civic EK -					
IDEAL LAP TIME : 53.759		BEST LAP TIME : 54.193		DIFFERENCE : 0.434			
LAP	SECTOR 1	SECTOR 2		LAP TIME	MPH	DIFF	TIME OF DAY
1 -	<b>96.1</b>	22.056	114.9	1:01.459	70.75	7.266	14:42:29.929
2 -	33.194 95.3	21.524	115.3	54.718	79.47	0.525	14:43:24.647
3 -	32.680 92.6	21.995	114.9	54.675	79.53	0.482	14:44:19.322
4 -	32.721 93.0	21.714	115.5	54.435	79.88	0.242	14:45:13.757
5 -	33.370 94.1	21.579	112.9	54.949	79.13	0.756	14:46:08.706
6 -	32.592 94.1	21.747	115.1	54.339 (3)	80.02	0.146	14:47:03.045
7 -	32.869 93.8	21.493	<b>115.9</b>	54.362	79.99	0.169	14:47:57.407
8 -	32.735 94.6	<b>21.458</b>	115.1	<b>54.193 (1)</b>	<b>80.24</b>		<b>14:48:51.600</b>
9 -	32.711 92.6	21.678	113.9	54.389	79.95	0.196	14:49:45.989
10 -	32.652 93.9	21.819	113.5	54.471	79.83	0.278	14:50:40.460
11 -	33.049 93.5	21.787	112.9	54.836	79.30	0.643	14:51:35.296
12 -	32.633 93.9	21.621	112.5	54.254 (2)	80.15	0.061	14:52:29.550
13 -	32.550 94.1	21.890	112.2	54.440	79.87	0.247	14:53:23.990
14 -	32.568 94.1	21.821	113.3	54.389	79.95	0.196	14:54:18.379
15 -	33.731 91.6	22.038	113.5	55.769	77.97	1.576	14:55:14.148
16 -	32.591 92.5	21.972	113.7	54.563	79.69	0.370	14:56:08.711
17 -	<b>32.301</b>	95.7	22.775	112.2	55.076	0.883	14:57:03.787

# Club Time Attack - Brands Hatch - 24th September 2023

## Racing Hondas Championship

### RACE 1 - SECTOR ANALYSIS



SECTOR 1 = FL to I1, SECTOR 2 = I1 to FL, DIFF = Difference To Personal Best Lap, P = Crossed Finish Line in Pit Lane, D = Time Disallowed

<b>P4 46 C</b>		<b>Nick CHARLIER</b>			Honda Civic EP3 - Click Waste Racing			
IDEAL LAP TIME : 54.646		BEST LAP TIME : 54.727			DIFFERENCE : 0.081			
LAP	SECTOR 1	SECTOR 2		LAP TIME	MPH	DIFF	TIME OF DAY	
1 -		91.6	22.329	110.3	1:00.115	72.33	5.388	14:42:28.585
2 -	32.724	92.3	22.003	<b>112.7</b>	<b>54.727 (1)</b>	<b>79.45</b>		<b>14:43:23.312</b>
3 -	33.428		22.046	110.9	55.474	78.38	0.747	14:44:18.786
4 -	32.873	<b>92.8</b>	<b>21.970</b>	111.4	54.843 (3)	79.29	0.116	14:45:13.629
5 -	32.928	<b>92.8</b>	22.106	106.3	55.034	79.01	0.307	14:46:08.663
6 -	33.202	92.3	22.174	108.5	55.376	78.52	0.649	14:47:04.039
7 -	<b>32.676</b>	92.6	22.135	106.5	54.811 (2)	79.33	0.084	14:47:58.850
8 -	33.470	91.8	22.117	110.1	55.587	78.23	0.860	14:48:54.437
9 -	32.833	92.5	22.082	106.1	54.915	79.18	0.188	14:49:49.352
10 -	32.696	92.3	22.496	107.3	55.192	78.79	0.465	14:50:44.544
11 -	32.709	91.4	22.422	102.9	55.131	78.87	0.404	14:51:39.675
12 -	32.954	90.9	22.603	101.9	55.557	78.27	0.830	14:52:35.232
13 -	33.112	92.0	22.243	105.3	55.355	78.55	0.628	14:53:30.587
14 -	32.837	92.1	22.504	101.5	55.341	78.57	0.614	14:54:25.928
15 -	32.728	91.9	22.366	99.4	55.094	78.93	0.367	14:55:21.022
16 -	32.830	91.6	22.720	97.6	55.550	78.28	0.823	14:56:16.572
17 -	32.684	92.1	22.525	98.6	55.209	78.76	0.482	14:57:11.781

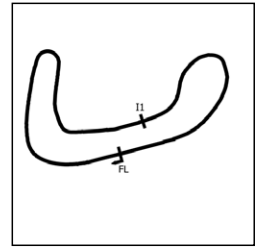
<b>P5 32 C</b>		<b>Mervyn BECKETT</b>			Honda Civic EP3 - MJ Auto Styling			
IDEAL LAP TIME : 54.703		BEST LAP TIME : 54.796			DIFFERENCE : 0.093			
LAP	SECTOR 1	SECTOR 2		LAP TIME	MPH	DIFF	TIME OF DAY	
1 -		92.5	22.571	111.4	1:02.620	69.44	7.824	14:42:31.090
2 -	33.819	92.5	22.408	112.4	56.227	77.34	1.431	14:43:27.317
3 -	33.158	92.5	22.273	112.7	55.431	78.45	0.635	14:44:22.748
4 -	33.364	92.6	22.163	<b>113.3</b>	55.527	78.31	0.731	14:45:18.275
5 -	33.031	92.1	22.332	112.7	55.363	78.54	0.567	14:46:13.638
6 -	32.757	92.4	22.434	112.4	55.191	78.79	0.395	14:47:08.829
7 -	33.009	92.4	22.101	112.7	55.110	78.90	0.314	14:48:03.939
8 -	32.874	92.5	<b>22.021</b>	112.4	54.895 (3)	79.21	0.099	14:48:58.834
9 -	32.920	92.6	22.130	111.6	55.050	78.99	0.254	14:49:53.884
10 -	32.825	92.6	22.118	112.5	54.943	79.14	0.147	14:50:48.827
11 -	32.854	92.8	22.202	112.0	55.056	78.98	0.260	14:51:43.883
12 -	<b>32.682</b>	92.8	22.114	112.2	<b>54.796 (1)</b>	<b>79.35</b>		<b>14:52:38.679</b>
13 -	32.880	92.5	22.077	112.7	54.957	79.12	0.161	14:53:33.636
14 -	32.736	92.6	22.099	112.2	54.835 (2)	79.30	0.039	14:54:28.471
15 -	32.746	<b>92.9</b>	22.181	111.8	54.927	79.17	0.131	14:55:23.398
16 -	33.007	92.5	22.062	112.4	55.069	78.96	0.273	14:56:18.467
17 -	32.850	<b>92.9</b>	22.286	111.4	55.136	78.87	0.340	14:57:13.603

<b>P6 20 C</b>		<b>James KAYE</b>			Honda Civic EP3 - Lucas Oil Products			
IDEAL LAP TIME : 54.267		BEST LAP TIME : 54.267			DIFFERENCE : 0.000			
LAP	SECTOR 1	SECTOR 2		LAP TIME	MPH	DIFF	TIME OF DAY	
1 -		89.9	22.766	111.2	1:02.223	69.88	7.956	14:42:30.693
2 -	33.377	90.3	22.254	112.0	55.631	78.16	1.364	14:43:26.324
3 -	33.039	92.0	22.087	112.7	55.126	78.88	0.859	14:44:21.450
4 -	33.802	88.8	22.534	112.7	56.336	77.19	2.069	14:45:17.786
5 -	33.044	89.9	22.250	111.2	55.294	78.64	1.027	14:46:13.080
6 -	34.110	89.5	22.172	112.7	56.282	77.26	2.015	14:47:09.362
7 -	33.290	89.3	22.139	112.7	55.429	78.45	1.162	14:48:04.791
8 -	33.127	89.8	21.992	112.7	55.119	78.89	0.852	14:48:59.910
9 -	32.890	91.6	21.989	112.7	54.879	79.23	0.612	14:49:54.789
10 -	33.482	89.7	22.095	113.1	55.577	78.24	1.310	14:50:50.366
11 -	32.649	91.5	22.077	112.5	54.726	79.46	0.459	14:51:45.092
12 -	32.791	91.1	21.910	113.3	54.701 (3)	79.49	0.434	14:52:39.793
13 -	33.115	92.9	21.996	113.1	55.111	78.90	0.844	14:53:34.904
14 -	<b>32.504</b>	92.0	<b>21.763</b>	114.1	<b>54.267 (1)</b>	<b>80.13</b>		<b>14:54:29.171</b>
15 -	32.585	90.6	22.024	112.2	54.609 (2)	79.63	0.342	14:55:23.780
16 -	32.928	<b>93.0</b>	22.013	<b>114.3</b>	54.941	79.15	0.674	14:56:18.721
17 -	32.935	91.5	22.080	112.7	55.015	79.04	0.748	14:57:13.736

# Club Time Attack - Brands Hatch - 24th September 2023

## Racing Hondas Championship

### RACE 1 - SECTOR ANALYSIS



SECTOR 1 = FL to I1, SECTOR 2 = I1 to FL, DIFF = Difference To Personal Best Lap, P = Crossed Finish Line in Pit Lane, D = Time Disallowed

P7		17 C		Ryan CUNNINGHAM		Honda Civic EP3 -			
IDEAL LAP TIME : 54.962		BEST LAP TIME : 55.060		DIFFERENCE : 0.098					
LAP	SECTOR 1	SECTOR 2		LAP TIME	MPH	DIFF	TIME OF DAY		
1 -		90.4	22.685	110.9	1:03.528	68.45	8.468	14:42:31.998	
2 -	33.433	90.8	22.384	<b>112.2</b>	55.817	77.90	0.757	14:43:27.815	
3 -	33.336	90.9	22.434	110.7	55.770	77.97	0.710	14:44:23.585	
4 -	33.477	91.0	22.221	111.2	55.698	78.07	0.638	14:45:19.283	
5 -	33.048	<b>91.5</b>	22.185	111.2	55.233	78.73	0.173	14:46:14.516	
6 -	32.944	91.4	22.441	111.8	55.385	78.51	0.325	14:47:09.901	
7 -	33.210	90.9	22.292	<b>112.2</b>	55.502	78.35	0.442	14:48:05.403	
8 -	33.174	90.9	22.150	111.6	55.324	78.60	0.264	14:49:00.727	
<b>9 -</b>	<b>32.907</b>	90.8	22.153	111.1	<b>55.060 (1)</b>	<b>78.97</b>		<b>14:49:55.787</b>	
10 -	33.042	90.8	22.206	111.6	55.248	78.71	0.188	14:50:51.035	
11 -	33.145	89.8	<b>22.055</b>	111.6	55.200	78.77	0.140	14:51:46.235	
12 -	33.013	90.5	22.106	111.4	55.119 <b>(2)</b>	78.89	0.059	14:52:41.354	
13 -	33.361	90.5	22.212	110.5	55.573	78.25	0.513	14:53:36.927	
14 -	32.944	90.6	22.225	110.1	55.169 <b>(3)</b>	78.82	0.109	14:54:32.096	
15 -	32.946	90.1	22.414	106.1	55.360	78.55	0.300	14:55:27.456	
16 -	33.513	89.4	22.379	110.0	55.892	77.80	0.832	14:56:23.348	
17 -	33.313	90.0	22.192	105.0	55.505	78.34	0.445	14:57:18.853	

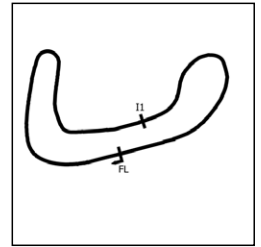
P8		8 C		Mark LEMMER		Honda Civic EP3 - Barwell Motorsport			
IDEAL LAP TIME : 54.958		BEST LAP TIME : 55.097		DIFFERENCE : 0.139					
LAP	SECTOR 1	SECTOR 2		LAP TIME	MPH	DIFF	TIME OF DAY		
1 -		91.9	22.786	<b>109.8</b>	1:04.518	67.40	9.421	14:42:32.988	
2 -	33.447		22.791	108.9	56.238	77.32	1.141	14:43:29.226	
3 -	33.037	91.4	22.367	107.8	55.404	78.48	0.307	14:44:24.630	
4 -	32.991	91.9	22.261	108.4	55.252	78.70	0.155	14:45:19.882	
<b>5 -</b>	<b>32.747</b>	<b>93.4</b>	22.350	108.7	<b>55.097 (1)</b>	<b>78.92</b>		<b>14:46:14.979</b>	
6 -	32.925	92.9	22.949	105.1	55.874	77.82	0.777	14:47:10.853	
7 -	32.930	91.9	22.311	108.7	55.241	78.72	0.144	14:48:06.094	
8 -	32.883	92.4	22.261	108.5	55.144 <b>(3)</b>	78.85	0.047	14:49:01.238	
9 -	33.375	91.8	22.421	107.7	55.796	77.93	0.699	14:49:57.034	
10 -	32.987	91.5	22.279	108.4	55.266	78.68	0.169	14:50:52.300	
11 -	33.059	90.1	22.320	107.8	55.379	78.52	0.282	14:51:47.679	
12 -	32.905	92.4	<b>22.217</b>	107.8	55.122 <b>(2)</b>	78.89	0.025	14:52:42.801	
13 -	33.025	91.9	22.286	107.7	55.311	78.62	0.214	14:53:38.112	
14 -	32.961	90.6	22.343	107.2	55.304	78.63	0.207	14:54:33.416	
15 -	32.994	91.1	22.347	107.7	55.341	78.57	0.244	14:55:28.757	
16 -	<b>32.741</b>	91.9	22.581	106.5	55.322	78.60	0.225	14:56:24.079	
17 -	32.972	92.0	22.321	107.3	55.293	78.64	0.196	14:57:19.372	

P9		24 B		James ALLEN		Honda Civic EP3 - Garage 24 Motorsport			
IDEAL LAP TIME : 55.449		BEST LAP TIME : 55.481		DIFFERENCE : 0.032					
LAP	SECTOR 1	SECTOR 2		LAP TIME	MPH	DIFF	TIME OF DAY		
1 -			23.204	108.7	1:05.243	66.65	9.762	14:42:33.713	
2 -	34.110		22.766	111.8	56.876	76.45	1.395	14:43:30.589	
3 -	33.439		22.653	112.0	56.092	77.52	0.611	14:44:26.681	
4 -	33.707		22.319	112.5	56.026	77.61	0.545	14:45:22.707	
5 -	33.627		22.453	111.6	56.080	77.54	0.599	14:46:18.787	
6 -	33.494		22.411	111.8	55.905	77.78	0.424	14:47:14.692	
7 -	33.561		22.371	112.5	55.932	77.74	0.451	14:48:10.624	
8 -	33.298		22.483	111.2	55.781	77.95	0.300	14:49:06.405	
<b>9 -</b>	<b>33.246</b>		22.235	111.1	<b>55.481 (1)</b>	<b>78.38</b>		<b>14:50:01.886</b>	
10 -	33.373		22.249	<b>113.3</b>	55.622 <b>(2)</b>	78.18	0.141	14:50:57.508	
11 -	33.271		22.400	109.4	55.671 <b>(3)</b>	78.11	0.190	14:51:53.179	
12 -	33.884		<b>22.203</b>	110.9	56.087	77.53	0.606	14:52:49.266	
13 -	33.339	<b>90.8</b>	22.348	109.1	55.687	78.09	0.206	14:53:44.953	
14 -	33.758		22.299	110.3	56.057	77.57	0.576	14:54:41.010	
15 -	33.677		22.370	109.8	56.047	77.58	0.566	14:55:37.057	
16 -	33.795		22.377	110.0	56.172	77.41	0.691	14:56:33.229	
17 -	33.278		22.544	109.8	55.822	77.90	0.341	14:57:29.051	

# Club Time Attack - Brands Hatch - 24th September 2023

## Racing Hondas Championship

### RACE 1 - SECTOR ANALYSIS



SECTOR 1 = FL to I1, SECTOR 2 = I1 to FL, DIFF = Difference To Personal Best Lap, P = Crossed Finish Line in Pit Lane, D = Time Disallowed

P10		7 D		Spencer FORTAG		Honda Civic FN2 - 4Tag Racing	
IDEAL LAP TIME : 55.985		BEST LAP TIME : 56.077		DIFFERENCE : 0.092			
LAP	SECTOR 1	SECTOR 2		LAP TIME	MPH	DIFF	TIME OF DAY
1 -		23.326	109.1	1:05.071	66.82	8.994	14:42:33.541
2 -	<b>33.603</b>	22.662	109.1	56.265	77.28	0.188	14:43:29.806
3 -	33.773	22.518	109.6	56.291	77.25	0.214	14:44:26.097
4 -	33.779	22.454	108.7	56.233	77.33	0.156	14:45:22.330
5 -	33.712	<b>22.382</b>	109.6	56.094 (2)	77.52	0.017	14:46:18.424
6 -	33.635	22.442	<b>110.3</b>	<b>56.077 (1)</b>	<b>77.54</b>		<b>14:47:14.501</b>
7 -	34.356	22.520	108.9	56.876	76.45	0.799	14:48:11.377
8 -	33.973	22.645	108.4	56.618	76.80	0.541	14:49:07.995
9 -	34.133	22.658	108.7	56.791	76.57	0.714	14:50:04.786
10 -	33.727	22.576	108.7	56.303	77.23	0.226	14:51:01.089
11 -	33.719	22.544	109.1	56.263	77.29	0.186	14:51:57.352
12 -	33.616	22.726	108.2	56.342	77.18	0.265	14:52:53.694
13 -	33.871	22.516	108.5	56.387	77.12	0.310	14:53:50.081
14 -	33.808	22.399	109.2	56.207 (3)	77.36	0.130	14:54:46.288
15 -	33.859	22.663	108.7	56.522	76.93	0.445	14:55:42.810
16 -	33.812	22.694	107.8	56.506	76.95	0.429	14:56:39.316
17 -	33.751	22.638	108.5	56.389	77.11	0.312	14:57:35.705

P11		99 D		Andy BARNES		Honda Civic FN2 - Kent Models		
IDEAL LAP TIME : 55.890		BEST LAP TIME : 55.895		DIFFERENCE : 0.005				
LAP	SECTOR 1	SECTOR 2		LAP TIME	MPH	DIFF	TIME OF DAY	
1 -		88.7	22.790	<b>109.2</b>	1:04.235	67.69	8.340	14:42:32.705
2 -	33.670	88.7	23.268	108.9	56.938	76.37	1.043	14:43:29.643
3 -	33.612	89.7	<b>22.422</b>	108.5	56.034 (2)	77.60	0.139	14:44:25.677
4 -	33.674	90.4	22.435	107.8	56.109	77.50	0.214	14:45:21.786
5 -	33.799	90.8	22.517	108.0	56.316	77.21	0.421	14:46:18.102
6 -	33.589	<b>91.0</b>	22.511	108.0	56.100	77.51	0.205	14:47:14.202
7 -	<b>33.468</b>	89.7	22.427	107.8	<b>55.895 (1)</b>	<b>77.79</b>		<b>14:48:10.097</b>
8 -	33.796	89.7	23.286	107.3	57.082	76.18	1.187	14:49:07.179
9 -	34.115	90.5	22.703	107.7	56.818	76.53	0.923	14:50:03.997
10 -	33.736	90.3	22.548	107.8	56.284	77.26	0.389	14:51:00.281
11 -	33.769	88.8	22.487	108.4	56.256	77.30	0.361	14:51:56.537
12 -	33.567	88.7	22.556	107.7	56.123	77.48	0.228	14:52:52.660
13 -	33.836	88.7	22.697	107.0	56.533	76.92	0.638	14:53:49.193
14 -	33.720	88.5	22.879	107.0	56.599	76.83	0.704	14:54:45.792
15 -	33.945	88.3	22.672	107.3	56.617	76.80	0.722	14:55:42.409
16 -	33.545	89.9	22.551	107.3	56.096 (3)	77.52	0.201	14:56:38.505
17 -	33.718	89.4	22.654	107.7	56.372	77.14	0.477	14:57:34.877

P12		177 D		Ed SIBBALD		Honda Civic EP3 - MJ Motorsport	
IDEAL LAP TIME : 56.911		BEST LAP TIME : 56.994		DIFFERENCE : 0.083			
LAP	SECTOR 1	SECTOR 2		LAP TIME	MPH	DIFF	TIME OF DAY
1 -		23.584	<b>107.3</b>	1:06.254	65.63	9.260	14:42:34.724
2 -	34.460	23.504	107.2	57.964	75.02	0.970	14:43:32.688
3 -	34.093	23.079	107.0	57.172	76.06	0.178	14:44:29.860
4 -	34.223	23.301	106.0	57.524	75.59	0.530	14:45:27.384
5 -	34.031	23.170	106.3	57.201	76.02	0.207	14:46:24.585
6 -	33.967	23.166	106.8	57.133 (3)	76.11	0.139	14:47:21.718
7 -	34.231	23.050	106.6	57.281	75.91	0.287	14:48:18.999
8 -	34.045	23.153	105.6	57.198	76.02	0.204	14:49:16.197
9 -	34.030	23.349	106.1	57.379	75.78	0.385	14:50:13.576
10 -	34.001	<b>22.993</b>	106.1	<b>56.994 (1)</b>	<b>76.29</b>		<b>14:51:10.570</b>
11 -	<b>33.918</b>	23.107	106.1	57.025 (2)	76.25	0.031	14:52:07.595
12 -	34.016	23.265	105.5	57.281	75.91	0.287	14:53:04.876
13 -	34.358	23.283	106.8	57.641	75.44	0.647	14:54:02.517
14 -	34.074	23.139	105.6	57.213	76.00	0.219	14:54:59.730
15 -	34.082	23.161	105.6	57.243	75.96	0.249	14:55:56.973
16 -	35.336	23.871	102.1	59.207	73.44	2.213	14:56:56.180



# Club Time Attack - Brands Hatch - 24th September 2023

## Racing Hondas Championship

### RACE 1 - BEST SECTORS

SECTOR 1			SECTOR 2			IDEAL / BEST COMPARISON						
POS	NO	NAME	TIME	NO	NAME	TIME	POS	NO	NAME	IDEAL	BEST	DIFF
									<b>PERFECT LAP</b>	<b>53.470</b>		
1	63	WRIGHT	32.012	82	HARVEY	21.458	1	63	WRIGHT	53.535	53.541	0.006
2	31	MURFIN	32.087	63	WRIGHT	21.523	2	31	MURFIN	53.719	53.841	0.122
3	82	HARVEY	32.301	31	MURFIN	21.632	3	82	HARVEY	53.759	54.193	0.434
4	20	KAYE	32.504	20	KAYE	21.763	4	20	KAYE	54.267	54.267	0.000
5	46	CHARLIER	32.676	46	CHARLIER	21.970	5	46	CHARLIER	54.646	54.727	0.081
6	32	BECKETT	32.682	32	BECKETT	22.021	6	32	BECKETT	54.703	54.796	0.093
7	8	LEMMER	32.741	17	CUNNINGHAM	22.055	7	8	LEMMER	54.958	55.097	0.139
8	17	CUNNINGHAM	32.907	24	ALLEN	22.203	8	17	CUNNINGHAM	54.962	55.060	0.098
9	24	ALLEN	33.246	8	LEMMER	22.217	9	24	ALLEN	55.449	55.481	0.032
10	99	BARNES	33.468	7	FORTAG	22.382	10	99	BARNES	55.890	55.895	0.005
11	7	FORTAG	33.603	99	BARNES	22.422	11	7	FORTAG	55.985	56.077	0.092
12	177	SIBBALD	33.918	177	SIBBALD	22.993	12	177	SIBBALD	56.911	56.994	0.083

# Club Time Attack - Brands Hatch - 24th September 2023

## Racing Hondas Championship

### RACE 1 - BEST SPEEDS

INTERMEDIATE 1				FINISH LINE		
POS	NO	NAME	MPH	NO	NAME	MPH
1	31	MURFIN	96.6	31	MURFIN	116.3
2	63	WRIGHT	96.2	82	HARVEY	115.9
3	82	HARVEY	96.1	63	WRIGHT	114.5
4	8	LEMMER	93.4	20	KAYE	114.3
5	20	KAYE	93.0	32	BECKETT	113.3
6	32	BECKETT	92.9	24	ALLEN	113.3
7	46	CHARLIER	92.8	46	CHARLIER	112.7
8	17	CUNNINGHAM	91.5	17	CUNNINGHAM	112.2
9	99	BARNES	91.0	7	FORTAG	110.3
10	24	ALLEN	90.8	8	LEMMER	109.8
11				99	BARNES	109.2
12				177	SIBBALD	107.3

# Club Time Attack - Brands Hatch - 24th September 2023

## Racing Hondas Championship

### RACE 1 - STATISTICS

<b>Competitors Started</b>	12
<b>Planned Start</b>	2023-09-24 @ 14:50:00.000
<b>Actual Start</b>	2023-09-24 @ 14:41:28.469
<b>Finish Time</b>	2023-09-24 @ 14:56:52.665
<b>Track Length</b>	1.2079mi.
<b>Total Laps</b>	203
<b>Total Distance Covered</b>	245.2129mi.

#### Session Fastest Lap History

NO	CL	NAME	LAP TIME	TIME OF DAY	LAP	VEHICLE
46	C	Nick CHARLIER	<b>1:00.115</b>	14:42:28.600	1	Honda Civic EP3
46	C	Nick CHARLIER	<b>54.727</b>	14:43:23.324	2	Honda Civic EP3
63	B	Phil WRIGHT	<b>54.456</b>	14:43:23.444	2	Honda Civic EP3
63	B	Phil WRIGHT	<b>54.341</b>	14:44:17.867	3	Honda Civic EP3
63	B	Phil WRIGHT	<b>54.261</b>	14:45:12.127	4	Honda Civic EP3
63	B	Phil WRIGHT	<b>53.959</b>	14:46:06.086	5	Honda Civic EP3
63	B	Phil WRIGHT	<b>53.900</b>	14:46:59.985	6	Honda Civic EP3
63	B	Phil WRIGHT	<b>53.635</b>	14:47:53.621	7	Honda Civic EP3
63	B	Phil WRIGHT	<b>53.541</b>	14:48:47.161	8	Honda Civic EP3

#### Session Leader History

NO	CL	NAME	FROM LAP	LAPS LED	DISTANCE	VEHICLE
46	C	Nick CHARLIER	1	2	2.41 miles	Honda Civic EP3
63	B	Phil WRIGHT	3	15	18.11 miles	Honda Civic EP3

#### Flag History

TYPE	TIME OF DAY
GREEN	14:41:28.469
FINISH	14:56:52.665

#### Flag Statistics

TYPE	COUNT	TOTAL LAPS	TOTAL TIME
Green	1	17	16:15.890
Red	0	0	0.000
Safety Car	0	0	0.000
FCY	0	0	0.000

# Club Time Attack - Brands Hatch - 24th September 2023

## Racing Hondas Championship

### RACE 1 - STATISTICS

CLASS : B

4 Starters

#### Fastest Lap History

NO	NAME	LAP TIME	TIME OF DAY	LAP	VEHICLE
63	Phil WRIGHT	<b>1:00.589</b>	14:42:29.071	1	Honda Civic EP3
63	Phil WRIGHT	<b>54.456</b>	14:43:23.444	2	Honda Civic EP3
63	Phil WRIGHT	<b>54.341</b>	14:44:17.867	3	Honda Civic EP3
63	Phil WRIGHT	<b>54.261</b>	14:45:12.127	4	Honda Civic EP3
63	Phil WRIGHT	<b>53.959</b>	14:46:06.086	5	Honda Civic EP3
63	Phil WRIGHT	<b>53.900</b>	14:46:59.985	6	Honda Civic EP3
63	Phil WRIGHT	<b>53.635</b>	14:47:53.621	7	Honda Civic EP3
63	Phil WRIGHT	<b>53.541</b>	14:48:47.161	8	Honda Civic EP3

#### Leader History

NO	NAME	FROM LAP	LAPS LED	DISTANCE	VEHICLE
63	Phil WRIGHT	1	17	20.53 miles	Honda Civic EP3

# Club Time Attack - Brands Hatch - 24th September 2023

## Racing Hondas Championship

### RACE 1 - STATISTICS

CLASS : C

5 Starters

#### Fastest Lap History

NO	NAME	LAP TIME	TIME OF DAY	LAP	VEHICLE
46	Nick CHARLIER	<b>1:00.115</b>	14:42:28.600	1	Honda Civic EP3
46	Nick CHARLIER	<b>54.727</b>	14:43:23.324	2	Honda Civic EP3
20	James KAYE	<b>54.726</b>	14:51:45.099	11	Honda Civic EP3
20	James KAYE	<b>54.701</b>	14:52:39.801	12	Honda Civic EP3
20	James KAYE	<b>54.267</b>	14:54:29.179	14	Honda Civic EP3

#### Leader History

NO	NAME	FROM LAP	LAPS LED	DISTANCE	VEHICLE
46	Nick CHARLIER	1	17	20.53 miles	Honda Civic EP3

# Club Time Attack - Brands Hatch - 24th September 2023

## Racing Hondas Championship

### RACE 1 - STATISTICS

CLASS : D

3 Starters

#### Fastest Lap History

NO	NAME	LAP TIME	TIME OF DAY	LAP	VEHICLE
99	Andy BARNES	1:04.235	14:42:32.721	1	Honda Civic FN2
99	Andy BARNES	56.938	14:43:29.658	2	Honda Civic FN2
7	Spencer FORTAG	56.265	14:43:29.819	2	Honda Civic FN2
99	Andy BARNES	56.034	14:44:25.692	3	Honda Civic FN2
99	Andy BARNES	55.895	14:48:10.115	7	Honda Civic FN2

**Club Time Attack - Brands Hatch - 24th September 2023**

**Racing Hondas Championship**

**RACE 2 - GRID (15 minutes)**

ROW 6	11	<b>99</b> Andy BARNES	12	<b>177</b> Ed SIBBALD
ROW 5	9	<b>31</b> Will MURFIN	10	<b>63</b> Phil WRIGHT
ROW 4	7	<b>46</b> Nick CHARLIER	8	<b>82</b> Luke HARVEY
ROW 3	5	<b>20</b> James KAYE	6	<b>32</b> Mervyn BECKETT
ROW 2	3	<b>8</b> Mark LEMMER	4	<b>17</b> Ryan CUNNINGHAM
ROW 1	1	<b>7</b> Spencer FORTAG <b>Pole</b>	2	<b>24</b> James ALLEN

Brands Hatch Indy: 1.2079 miles

These results are provisional until the conclusion of any judicial and technical matters.

Clerk Of Course : Stacy Lawday	Stewards :	Timekeeper : Stewart Burr
--------------------------------	------------	---------------------------

Results can be found at [www.tsl-timing.com](http://www.tsl-timing.com)

Printed - 14:59 Sunday, 24 September 2023



## Club Time Attack - Brands Hatch - 24th September 2023

## Racing Hondas Championship

## RACE 2 - CLASSIFICATION

POS	NO	CL	PIC NAME	ENTRY	LAPS	TIME	GAP	DIFF	MPH	BEST	ON
1	63	B	1 Phil WRIGHT	Honda Civic EP3 - Phil Wright Racing	17	15:32.884			79.24	53.494	10
2	20	C	1 James KAYE	Honda Civic EP3 - Lucas Oil Products	17	15:41.652	8.768	8.768	78.50	54.286	14
3	17	C	2 Ryan CUNNINGHAM	Honda Civic EP3 -	17	15:48.033	15.149	6.381	77.97	54.791	12
4	82*	B	2 Luke HARVEY	Honda Civic EK -	17	15:51.845	18.961	3.812	77.66	53.877	13
5	24	B	3 James ALLEN	Honda Civic EP3 - Garage 24 Motorsport	17	15:53.358	20.474	1.513	77.54	54.928	15
6	32	C	3 Mervyn BECKETT	Honda Civic EP3 - MJ Auto Styling	17	15:53.759	20.875	0.401	77.51	54.999	7
7	46	C	4 Nick CHARLIER	Honda Civic EP3 - Click Waste Racing	17	15:54.402	21.518	0.643	77.45	54.295	11
8	8*	C	5 Mark LEMMER	Honda Civic EP3 - Barwell Motorsport	17	16:01.588	28.704	7.186	76.87	54.771	12
9	99	D	1 Andy BARNES	Honda Civic FN2 - Kent Models	17	16:11.272	38.388	9.684	76.11	56.182	6
10	7	D	2 Spencer FORTAG	Honda Civic FN2 - 4Tag Racing	17	16:12.117	39.233	0.845	76.04	55.927	16
11	177	D	3 Ed SIBBALD	Honda Civic EP3 - MJ Motorsport	16	15:36.376	1 Lap	1 Lap	74.30	57.244	10

## NOT CLASSIFIED

DNF	31	B	Will MURFIN	Honda Civic EK - Murfin Motorsport	11	10:20.219	6 Laps	5 Laps	77.12	54.243	6
-----	----	---	-------------	------------------------------------	----	-----------	--------	--------	-------	--------	---

## FASTEST LAP

63	B	Phil WRIGHT	Honda Civic EP3 - Phil Wright Racing	10	53.494	81.29 mph	130.82 kph
20	C	James KAYE	Honda Civic EP3 - Lucas Oil Products	14	54.286	80.10 mph	128.91 kph
7	D	Spencer FORTAG	Honda Civic FN2 - 4Tag Racing	16	55.927	77.75 mph	125.13 kph

\*No. 8 - 10 second time penalty, out of position start

\*No. 82 - 10 second time penalty, false start

Weather / Track : Bright / Dry

These results are provisional until the conclusion of any judicial and technical matters.

Race Distance: 17 Laps / 20.53 miles

Brands Hatch Indy: 1.2079 miles

Date: 24/09/2023 Start: 16:39 Finish: 16:55

Clerk Of Course : Stacy Lawday	Stewards :	Timekeeper : Stewart Burr
--------------------------------	------------	---------------------------

Results can be found at [www.tsl-timing.com](http://www.tsl-timing.com)

Printed - 16:56 Sunday, 24 September 2023





# Club Time Attack - Brands Hatch - 24th September 2023

## Racing Hondas Championship

### RACE 2 - LAP CHART

LAP 1 @ 16:40:48.816			LAP 2 @ 16:41:44.421			LAP 3 @ 16:42:39.812			LAP 4 @ 16:43:34.856			LAP 5 @ 16:44:29.892		
NO	BEHIND	LAP TIME	NO	BEHIND	LAP TIME	NO	BEHIND	LAP TIME	NO	BEHIND	LAP TIME	NO	BEHIND	LAP TIME
17		1:02.463	17		55.605	17		55.391	17		55.044	20		54.900
7	1.428	1:03.891	20	1.011	55.052	20	0.290	54.670	20	0.136	54.890	63	0.462	54.345
20	1.564	1:04.027	8	3.135	56.453	63	2.250	54.362	63	1.153	53.947	17	0.808	55.844
8	2.287	1:04.750	63	3.279	55.990	31	3.563	55.131	31	4.264	55.745	31	4.549	55.321
24	2.625	1:05.088	31	3.823	56.094	8	3.964	56.220	82	5.249	56.020	82	4.690	54.477
63	2.894	1:05.357	7	3.968	58.145	82	4.273	55.103	8	5.403	56.483	8	6.388	56.021
46	3.081	1:05.544	24	4.364	57.344	24	5.852	56.879	24	6.333	55.525	24	7.264	55.967
31	3.334	1:05.797	82	4.561	56.162	32	6.856	56.965	32	7.303	55.491	32	7.702	55.435
32	3.865	1:06.328	32	5.282	57.022	7	6.895	58.318	99	9.057	56.762	99	10.282	56.261
82	4.004	1:06.467	99	6.005	56.998	99	7.339	56.725	7	9.401	57.550	7	10.879	56.514
99	4.612	1:07.075	177	8.899	58.953	177	11.638	58.130	177	14.732	58.138	46	15.795	55.046
177	5.551	1:08.014	46	15.201	1:07.725	46	15.953	56.143	46	15.785	54.876	177	18.036	58.340

# Club Time Attack - Brands Hatch - 24th September 2023

## Racing Hondas Championship

### RACE 2 - LAP CHART

LAP 6 @ 16:45:25.029			LAP 7 @ 16:46:18.888			LAP 8 @ 16:47:12.744			LAP 9 @ 16:48:06.885			LAP 10 @ 16:49:00.379		
NO	BEHIND	LAP TIME	NO	BEHIND	LAP TIME	NO	BEHIND	LAP TIME	NO	BEHIND	LAP TIME	NO	BEHIND	LAP TIME
<b>63</b>		54.675	<b>63</b>		53.859	<b>63</b>		53.856	<b>63</b>		54.141	<b>63</b>		53.494
<b>20</b>	0.758	55.895	<b>20</b>	1.761	54.862	<b>20</b>	3.007	55.102	<b>20</b>	3.362	54.496	<b>20</b>	4.607	54.739
<b>17</b>	1.244	55.573	<b>17</b>	2.678	55.293	<b>17</b>	4.680	55.858	<b>31</b>	5.385	54.484	<b>82</b>	7.192	55.012
<b>31</b>	3.655	54.243	<b>31</b>	4.280	54.484	<b>31</b>	5.042	54.618	<b>82</b>	5.674	54.503	<b>31</b>	7.357	55.466
<b>82</b>	3.875	54.322	<b>82</b>	4.484	54.468	<b>82</b>	5.312	54.684	<b>17</b>	6.694	56.155	<b>17</b>	8.112	54.912
<b>8</b>	6.263	55.012	<b>8</b>	7.519	55.115	<b>8</b>	8.973	55.310	<b>8</b>	10.135	55.303	<b>8</b>	11.972	55.331
<b>24</b>	7.309	55.182	<b>24</b>	8.641	55.191	<b>24</b>	10.230	55.445	<b>24</b>	11.253	55.164	<b>24</b>	12.875	55.116
<b>32</b>	7.743	55.178	<b>32</b>	8.883	54.999	<b>32</b>	10.522	55.495	<b>32</b>	11.789	55.408	<b>32</b>	13.345	55.050
<b>99</b>	11.327	56.182	<b>99</b>	13.690	56.222	<b>99</b>	16.288	56.454	<b>46</b>	17.045	54.369	<b>46</b>	18.396	54.845
<b>7</b>	12.209	56.467	<b>7</b>	14.610	56.260	<b>46</b>	16.817	54.852	<b>99</b>	18.663	56.516	<b>99</b>	21.417	56.248
<b>46</b>	15.324	54.666	<b>46</b>	15.821	54.356	<b>7</b>	16.997	56.243	<b>7</b>	19.213	56.357	<b>7</b>	21.761	56.042
<b>177</b>	20.705	57.806	<b>177</b>	24.468	57.622	<b>177</b>	28.214	57.602	<b>177</b>	31.488	57.415	<b>177</b>	35.238	57.244

# Club Time Attack - Brands Hatch - 24th September 2023

## Racing Hondas Championship

### RACE 2 - LAP CHART

LAP 11 @ 16:49:54.590			LAP 12 @ 16:50:48.465			LAP 13 @ 16:51:42.348			LAP 14 @ 16:52:36.385			LAP 15 @ 16:53:30.638		
NO	BEHIND	LAP TIME	NO	BEHIND	LAP TIME	NO	BEHIND	LAP TIME	NO	BEHIND	LAP TIME	NO	BEHIND	LAP TIME
63		54.211	63		53.875	63		53.883	63		54.037	63		54.253
20	5.174	54.778	20	6.218	54.919	20	6.660	54.325	20	6.909	54.286	20	7.458	54.802
82	7.122	54.141	82	7.431	54.184	82	7.425	53.877	82	7.458	54.070	82	7.764	54.559
17	9.240	55.339	17	10.156	54.791	17	11.456	55.183	17	12.324	54.905	17	13.360	55.289
31	11.982	58.836	8	13.440	54.771	8	14.808	55.251	8	15.788	55.017	8	16.516	54.981
8	12.544	54.783	24	15.414	55.409	24	16.641	55.110	24	17.839	55.235	24	18.514	54.928
24	13.880	55.216	32	16.021	55.448	32	17.566	55.428	32	18.534	55.005	32	19.361	55.080
32	14.448	55.314	46	19.267	54.662	46	19.679	54.295	46	21.097	55.455	46	21.195	54.351
46	18.480	54.295	99	26.236	56.492	99	28.738	56.385	99	31.150	56.449	99	34.008	57.111
99	23.619	56.413	7	26.934	56.652	7	30.604	57.553	7	33.233	56.666	7	35.322	56.342
7	24.157	56.607	177	42.638	57.491	177	46.445	57.690	177	49.869	57.461	177	53.030	57.414
177	39.022	57.995												

# Club Time Attack - Brands Hatch - 24th September 2023

## Racing Hondas Championship

### RACE 2 - LAP CHART

LAP 16 @ 16:54:24.781			LAP 17 @ 16:55:19.237		
NO	BEHIND	LAP TIME	NO	BEHIND	LAP TIME
63		54.143	63		54.456
20	8.325	55.010	177	1 Lap	59.061
82	8.489	54.868	20	8.768	54.899
17	14.333	55.116	82	8.961	54.928
8	17.664	55.291	17	15.149	55.272
24	19.394	55.023	8	18.704	55.496
32	20.298	55.080	24	20.474	55.536
46	21.583	54.531	32	20.875	55.033
99	36.302	56.437	46	21.518	54.391
7	37.106	55.927	99	38.388	56.542
			7	39.233	56.583

# Club Time Attack - Brands Hatch - 24th September 2023

## Racing Hondas Championship

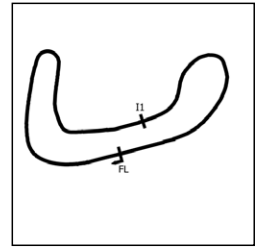
### RACE 2 - POSITION CHART

No	Name	Lap																	
		Pos	1	2	3	4	5	6	7	8	9	10	11	12	13	14	15	16	17
7	FORTAG	1	17	17	17	17	20	63	63	63	63	63	63	63	63	63	63	63	63
24	ALLEN	2	7	20	20	20	63	20	20	20	20	20	20	20	20	20	20	20	20
8	LEMMER	3	20	8	63	63	17	17	17	17	31	82	82	82	82	82	82	82	82
17	CUNNINGHAM	4	8	63	31	31	31	31	31	31	82	31	17	17	17	17	17	17	17
20	KAYE	5	24	31	8	82	82	82	82	82	17	17	31	8	8	8	8	8	8
32	BECKETT	6	63	7	82	8	8	8	8	8	8	8	8	24	24	24	24	24	24
46	CHARLIER	7	46	24	24	24	24	24	24	24	24	24	24	32	32	32	32	32	32
82	HARVEY	8	31	82	32	32	32	32	32	32	32	32	32	46	46	46	46	46	46
31	MURFIN	9	32	32	7	99	99	99	99	99	46	46	46	99	99	99	99	99	99
63	WRIGHT	10	82	99	99	7	7	7	7	46	99	99	99	7	7	7	7	7	7
99	BARNES	11	99	177	177	177	46	46	46	7	7	7	7	177	177	177	177	177	177
177	SIBBALD	12	177	46	46	46	177	177	177	177	177	177	177						

# Club Time Attack - Brands Hatch - 24th September 2023

## Racing Hondas Championship

### RACE 2 - SECTOR ANALYSIS



SECTOR 1 = FL to I1, SECTOR 2 = I1 to FL, DIFF = Difference To Personal Best Lap, P = Crossed Finish Line in Pit Lane, D = Time Disallowed

P1 63 B Phil WRIGHT		Honda Civic EP3 - Phil Wright Racing						
IDEAL LAP TIME : 53.494		BEST LAP TIME : 53.494		DIFFERENCE : 0.000				
LAP	SECTOR 1	SECTOR 2		LAP TIME	MPH	DIFF	TIME OF DAY	
1 -		90.8	22.755	114.3	1:05.357	66.53	11.863	16:40:51.710
2 -	33.192	88.0	22.798	109.4	55.990	77.66	2.496	16:41:47.700
3 -	32.511	95.7	21.851	115.3	54.362	79.99	0.868	16:42:42.062
4 -	32.296	95.4	21.651	115.3	53.947	80.60	0.453	16:43:36.009
5 -	32.549	93.3	21.796	<b>115.5</b>	54.345	80.01	0.851	16:44:30.354
6 -	32.795	94.1	21.880	113.7	54.675	79.53	1.181	16:45:25.029
7 -	32.284	95.7	21.575	114.5	53.859 (3)	80.74	0.365	16:46:18.888
8 -	32.218	95.5	21.638	114.5	53.856 (2)	80.74	0.362	16:47:12.744
9 -	32.414	95.4	21.727	114.1	54.141	80.31	0.647	16:48:06.885
<b>10 -</b>	<b>31.943</b>	<b>95.8</b>	<b>21.551</b>	114.5	<b>53.494 (1)</b>	<b>81.29</b>		<b>16:49:00.379</b>
11 -	32.488	95.1	21.723	114.1	54.211	80.21	0.717	16:49:54.590
12 -	32.127	95.3	21.748	113.9	53.875	80.71	0.381	16:50:48.465
13 -	32.170	<b>95.8</b>	21.713	113.9	53.883	80.70	0.389	16:51:42.348
14 -	32.338	95.1	21.699	114.1	54.037	80.47	0.543	16:52:36.385
15 -	32.365	94.9	21.888	113.7	54.253	80.15	0.759	16:53:30.638
16 -	32.385	94.9	21.758	114.3	54.143	80.31	0.649	16:54:24.781
17 -	32.555	94.3	21.901	106.5	54.456	79.85	0.962	16:55:19.237

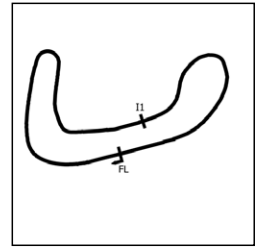
P2 20 C James KAYE		Honda Civic EP3 - Lucas Oil Products						
IDEAL LAP TIME : 54.225		BEST LAP TIME : 54.286		DIFFERENCE : 0.061				
LAP	SECTOR 1	SECTOR 2		LAP TIME	MPH	DIFF	TIME OF DAY	
1 -		86.5	22.552	112.0	1:04.027	67.91	9.741	16:40:50.380
2 -	33.057	91.5	21.995	112.0	55.052	78.99	0.766	16:41:45.432
3 -	32.784	90.0	21.886	<b>113.9</b>	54.670	79.54	0.384	16:42:40.102
4 -	32.642	<b>94.5</b>	22.248	113.5	54.890	79.22	0.604	16:43:34.992
5 -	32.870	91.1	22.030	112.4	54.900	79.20	0.614	16:44:29.892
6 -	33.201	92.0	22.694	112.2	55.895	77.79	1.609	16:45:25.787
7 -	32.995	91.3	21.867	113.3	54.862	79.26	0.576	16:46:20.649
8 -	33.032	91.5	22.070	112.9	55.102	78.91	0.816	16:47:15.751
9 -	32.624	92.0	21.872	113.1	54.496 (3)	79.79	0.210	16:48:10.247
10 -	32.862	92.9	21.877	113.3	54.739	79.44	0.453	16:49:04.986
11 -	32.835	92.1	21.943	112.7	54.778	79.38	0.492	16:49:59.764
12 -	33.079	91.4	21.840	112.4	54.919	79.18	0.633	16:50:54.683
13 -	<b>32.495</b>	92.0	21.830	112.5	54.325 (2)	80.04	0.039	16:51:49.008
<b>14 -</b>	32.556	92.0	<b>21.730</b>	113.7	<b>54.286 (1)</b>	<b>80.10</b>		<b>16:52:43.294</b>
15 -	32.876	91.9	21.926	112.2	54.802	79.35	0.516	16:53:38.096
16 -	32.834	91.6	22.176	111.8	55.010	79.05	0.724	16:54:33.106
17 -	33.097	92.0	21.802	112.9	54.899	79.21	0.613	16:55:28.005

P3 17 C Ryan CUNNINGHAM		Honda Civic EP3 -						
IDEAL LAP TIME : 54.778		BEST LAP TIME : 54.791		DIFFERENCE : 0.013				
LAP	SECTOR 1	SECTOR 2		LAP TIME	MPH	DIFF	TIME OF DAY	
1 -		90.4	22.924	108.9	1:02.463	69.61	7.672	16:40:48.816
2 -	33.269	88.7	22.336	109.4	55.605	78.20	0.814	16:41:44.421
3 -	33.103	90.0	22.288	110.3	55.391	78.50	0.600	16:42:39.812
4 -	32.777	91.0	22.267	110.9	55.044	79.00	0.253	16:43:34.856
5 -	33.468	90.3	22.376	<b>111.8</b>	55.844	77.87	1.053	16:44:30.700
6 -	33.049	90.9	22.524	111.1	55.573	78.25	0.782	16:45:26.273
7 -	33.175	89.7	22.118	110.9	55.293	78.64	0.502	16:46:21.566
8 -	33.814	90.1	22.044	110.9	55.858	77.85	1.067	16:47:17.424
9 -	33.839	90.6	22.316	111.1	56.155	77.43	1.364	16:48:13.579
10 -	32.777	<b>91.1</b>	22.135	111.1	54.912 (3)	79.19	0.121	16:49:08.491
11 -	33.053	89.9	22.286	110.0	55.339	78.58	0.548	16:50:03.830
<b>12 -</b>	32.765	89.0	<b>22.026</b>	110.9	<b>54.791 (1)</b>	<b>79.36</b>		<b>16:50:58.621</b>
13 -	32.892	89.5	22.291	110.5	55.183	78.80	0.392	16:51:53.804
14 -	<b>32.752</b>	89.7	22.153	110.7	54.905 (2)	79.20	0.114	16:52:48.709
15 -	33.064	88.7	22.225	110.0	55.289	78.65	0.498	16:53:43.998
16 -	32.920	90.3	22.196	110.0	55.116	78.89	0.325	16:54:39.114
17 -	32.825	87.8	22.447	103.2	55.272	78.67	0.481	16:55:34.386

# Club Time Attack - Brands Hatch - 24th September 2023

## Racing Hondas Championship

### RACE 2 - SECTOR ANALYSIS



SECTOR 1 = FL to I1, SECTOR 2 = I1 to FL, DIFF = Difference To Personal Best Lap, P = Crossed Finish Line in Pit Lane, D = Time Disallowed

<b>P4 82 B Luke HARVEY</b>		Honda Civic EK -					
IDEAL LAP TIME : 53.784		BEST LAP TIME : 53.877					
		DIFFERENCE : 0.093					
LAP	SECTOR 1	SECTOR 2	LAP TIME	MPH	DIFF	TIME OF DAY	
1 -	91.8	23.047	115.3	1:06.467	65.42	12.590	16:40:52.820
2 -	33.671 94.9	22.491	111.6	56.162	77.42	2.285	16:41:48.982
3 -	33.470 94.6	21.633	116.5	55.103	78.91	1.226	16:42:44.085
4 -	33.477 82.0	22.543	115.7	56.020	77.62	2.143	16:43:40.105
5 -	32.539 95.8	21.938	113.5	54.477	79.82	0.600	16:44:34.582
6 -	32.780 96.1	21.542	115.7	54.322	80.05	0.445	16:45:28.904
7 -	32.983 95.7	21.485	116.1	54.468	79.83	0.591	16:46:23.372
8 -	32.675 95.8	22.009	116.1	54.684	79.52	0.807	16:47:18.056
9 -	32.723 96.2	21.780	<b>117.3</b>	54.503	79.78	0.626	16:48:12.559
10 -	32.924 96.5	22.088	115.1	55.012	79.04	1.135	16:49:07.571
11 -	32.630 95.8	21.511	116.5	54.141 <b>(3)</b>	80.31	0.264	16:50:01.712
12 -	32.783 96.0	21.401	116.5	54.184	80.25	0.307	16:50:55.896
<b>13 -</b>	<b>32.474</b> 97.1	21.403	116.3	<b>53.877 (1)</b>	<b>80.71</b>		<b>16:51:49.773</b>
14 -	32.760 <b>97.3</b>	<b>21.310</b>	<b>117.3</b>	54.070 <b>(2)</b>	80.42	0.193	16:52:43.843
15 -	32.531 90.9	22.028	116.5	54.559	79.70	0.682	16:53:38.402
16 -	32.769 95.4	22.099	115.5	54.868	79.25	0.991	16:54:33.270
17 -	33.224 97.2	21.704	115.7	54.928	79.16	1.051	16:55:28.198

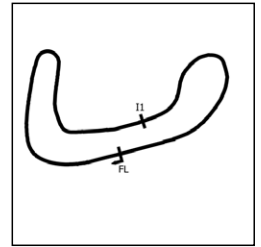
<b>P5 24 B James ALLEN</b>		Honda Civic EP3 - Garage 24 Motorsport					
IDEAL LAP TIME : 54.877		BEST LAP TIME : 54.928					
		DIFFERENCE : 0.051					
LAP	SECTOR 1	SECTOR 2	LAP TIME	MPH	DIFF	TIME OF DAY	
1 -		22.768	111.8	1:05.088	66.81	10.160	16:40:51.441
2 -	34.668	22.676	113.1	57.344	75.83	2.416	16:41:48.785
3 -	34.457	22.422	110.9	56.879	76.45	1.951	16:42:45.664
4 -	33.187	22.338	111.1	55.525	78.31	0.597	16:43:41.189
5 -	33.629	22.338	112.0	55.967	77.69	1.039	16:44:37.156
6 -	33.086	22.096	112.0	55.182	78.80	0.254	16:45:32.338
7 -	33.060	22.131	111.8	55.191	78.79	0.263	16:46:27.529
8 -	33.262	22.183	111.4	55.445	78.43	0.517	16:47:22.974
9 -	33.062	22.102	111.4	55.164	78.83	0.236	16:48:18.138
10 -	33.014	22.102	112.4	55.116	78.89	0.188	16:49:13.254
11 -	33.157	22.059	112.0	55.216	78.75	0.288	16:50:08.470
12 -	33.297	22.112	112.2	55.409	78.48	0.481	16:51:03.879
13 -	33.102	<b>22.008</b>	112.7	55.110 <b>(3)</b>	78.90	0.182	16:51:58.989
14 -	33.137	22.098	<b>114.1</b>	55.235	78.72	0.307	16:52:54.224
<b>15 -</b>	<b>32.869</b>	22.059	111.6	<b>54.928 (1)</b>	<b>79.16</b>		<b>16:53:49.152</b>
16 -	32.911	22.112	111.2	55.023 <b>(2)</b>	79.03	0.095	16:54:44.175
17 -	33.284	22.252	109.4	55.536	78.30	0.608	16:55:39.711

<b>P6 32 C Mervyn BECKETT</b>		Honda Civic EP3 - MJ Auto Styling						
IDEAL LAP TIME : 54.944		BEST LAP TIME : 54.999						
		DIFFERENCE : 0.055						
LAP	SECTOR 1	SECTOR 2	LAP TIME	MPH	DIFF	TIME OF DAY		
1 -	89.5	23.329	109.2	1:06.328	65.56	11.329	16:40:52.681	
2 -	34.608	91.5	22.414	111.6	57.022	76.26	2.023	16:41:49.703
3 -	33.790	91.1	23.175	112.4	56.965	76.33	1.966	16:42:46.668
4 -	33.261	92.3	22.230	112.4	55.491	78.36	0.492	16:43:42.159
5 -	33.057	92.5	22.378	<b>112.5</b>	55.435	78.44	0.436	16:44:37.594
6 -	32.975	92.5	22.203	111.4	55.178	78.81	0.179	16:45:32.772
<b>7 -</b>	<b>32.849</b>	92.6	22.150	112.2	<b>54.999 (1)</b>	<b>79.06</b>		<b>16:46:27.771</b>
8 -	33.286	92.6	22.209	112.0	55.495	78.36	0.496	16:47:23.266
9 -	33.130	<b>93.0</b>	22.278	111.8	55.408	78.48	0.409	16:48:18.674
10 -	32.921	92.9	22.129	112.0	55.050	78.99	0.051	16:49:13.724
11 -	33.016	92.8	22.298	111.2	55.314	78.61	0.315	16:50:09.038
12 -	33.129	92.9	22.319	110.9	55.448	78.42	0.449	16:51:04.486
13 -	33.061	92.9	22.367	111.8	55.428	78.45	0.429	16:51:59.914
14 -	32.910	92.6	<b>22.095</b>	<b>112.5</b>	55.005 <b>(2)</b>	79.05	0.006	16:52:54.919
15 -	32.926	92.5	22.154	110.9	55.080	78.95	0.081	16:53:49.999
16 -	32.869	92.6	22.211	111.8	55.080	78.95	0.081	16:54:45.079
17 -	32.870	92.6	22.163	110.5	55.033 <b>(3)</b>	79.01	0.034	16:55:40.112

# Club Time Attack - Brands Hatch - 24th September 2023

## Racing Hondas Championship

### RACE 2 - SECTOR ANALYSIS



SECTOR 1 = FL to I1, SECTOR 2 = I1 to FL, DIFF = Difference To Personal Best Lap, P = Crossed Finish Line in Pit Lane, D = Time Disallowed

P7 46 C		Nick CHARLIER			Honda Civic EP3 - Click Waste Racing			
IDEAL LAP TIME : 54.240		BEST LAP TIME : 54.295			DIFFERENCE : 0.055			
LAP	SECTOR 1	SECTOR 2		LAP TIME	MPH	DIFF	TIME OF DAY	
1 -		89.7	23.191	110.7	1:05.544	66.34	11.249	16:40:51.897
2 -	41.042	81.3	26.683	97.1	1:07.725	64.20	13.430	16:41:59.622
3 -	33.771	91.8	22.372	110.0	56.143	77.45	1.848	16:42:55.765
4 -	32.724	92.6	22.152	110.7	54.876	79.24	0.581	16:43:50.641
5 -	32.913	92.3	22.133	110.7	55.046	78.99	0.751	16:44:45.687
6 -	32.612	92.9	22.054	110.7	54.666	79.54	0.371	16:45:40.353
7 -	32.440	92.9	21.916	111.4	54.356	80.00	0.061	16:46:34.709
8 -	32.934	93.2	21.918	112.0	54.852	79.27	0.557	16:47:29.561
9 -	32.482	92.5	21.887	111.1	54.369	79.98	0.074	16:48:23.930
10 -	32.774	92.6	22.071	111.1	54.845	79.28	0.550	16:49:18.775
11 -	32.450	93.2	<b>21.845</b>	111.1	<b>54.295 (1)</b>	<b>80.09</b>		<b>16:50:13.070</b>
12 -	32.607	92.5	22.055	110.7	54.662	79.55	0.367	16:51:07.732
13 -	<b>32.395</b>	92.5	21.900	111.2	<b>54.295 (1)</b>	<b>80.09</b>		<b>16:52:02.027</b>
14 -	33.531	92.9	21.924	111.2	55.455	78.41	1.160	16:52:57.482
15 -	32.444	92.6	21.907	111.2	54.351 (3)	80.00	0.056	16:53:51.833
16 -	32.488	92.4	22.043	111.6	54.531	79.74	0.236	16:54:46.364
17 -	32.455	<b>93.3</b>	21.936	<b>112.2</b>	54.391	79.95	0.096	16:55:40.755

P8 8 C		Mark LEMMER			Honda Civic EP3 - Barwell Motorsport			
IDEAL LAP TIME : 54.696		BEST LAP TIME : 54.771			DIFFERENCE : 0.075			
LAP	SECTOR 1	SECTOR 2		LAP TIME	MPH	DIFF	TIME OF DAY	
1 -		90.9	22.915	107.3	1:04.750	67.15	9.979	16:40:51.103
2 -	33.632	91.4	22.821	<b>107.7</b>	56.453	77.03	1.682	16:41:47.556
3 -	33.325	91.8	22.895	103.4	56.220	77.34	1.449	16:42:43.776
4 -	33.578	91.9	22.905	107.2	56.483	76.98	1.712	16:43:40.259
5 -	33.604	91.6	22.417	107.2	56.021	77.62	1.250	16:44:36.280
6 -	32.707	92.0	22.305	107.2	55.012	79.04	0.241	16:45:31.292
7 -	32.872	90.1	22.243	<b>107.7</b>	55.115	78.90	0.344	16:46:26.407
8 -	32.997	<b>92.4</b>	22.313	107.3	55.310	78.62	0.539	16:47:21.717
9 -	32.901	91.6	22.402	107.0	55.303	78.63	0.532	16:48:17.020
10 -	33.106	92.3	22.225	107.3	55.331	78.59	0.560	16:49:12.351
11 -	<b>32.583</b>	92.1	22.200	<b>107.7</b>	54.783 (2)	79.37	0.012	16:50:07.134
12 -	32.658	92.0	<b>22.113</b>	107.5	<b>54.771 (1)</b>	<b>79.39</b>		<b>16:51:01.905</b>
13 -	32.986	91.0	22.265	107.0	55.251	78.70	0.480	16:51:57.156
14 -	32.840	91.4	22.177	107.2	55.017	79.04	0.246	16:52:52.173
15 -	32.705	91.8	22.276	106.5	54.981 (3)	79.09	0.210	16:53:47.154
16 -	32.958	92.3	22.333	107.5	55.291	78.64	0.520	16:54:42.445
17 -	32.876	92.1	22.620	105.0	55.496	78.35	0.725	16:55:37.941

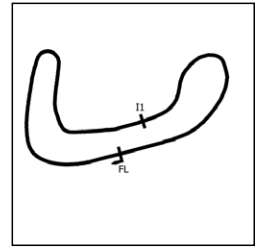
P9 99 D		Andy BARNES			Honda Civic FN2 - Kent Models			
IDEAL LAP TIME : 56.045		BEST LAP TIME : 56.182			DIFFERENCE : 0.137			
LAP	SECTOR 1	SECTOR 2		LAP TIME	MPH	DIFF	TIME OF DAY	
1 -		87.8	23.546	107.2	1:07.075	64.83	10.893	16:40:53.428
2 -	34.229	90.8	22.769	<b>108.7</b>	56.998	76.29	0.816	16:41:50.426
3 -	<b>33.514</b>	<b>91.1</b>	23.211	108.4	56.725	76.66	0.543	16:42:47.151
4 -	33.802	90.4	22.960	108.5	56.762	76.61	0.580	16:43:43.913
5 -	33.730	88.7	<b>22.531</b>	108.4	56.261	77.29	0.079	16:44:40.174
6 -	33.558	90.4	22.624	107.7	<b>56.182 (1)</b>	<b>77.40</b>		<b>16:45:36.356</b>
7 -	33.623	90.4	22.599	108.2	56.222 (2)	77.34	0.040	16:46:32.578
8 -	33.865	86.2	22.589	108.2	56.454	77.02	0.272	16:47:29.032
9 -	33.672	<b>91.1</b>	22.844	107.5	56.516	76.94	0.334	16:48:25.548
10 -	33.695	89.7	22.553	108.0	56.248 (3)	77.31	0.066	16:49:21.796
11 -	33.755	89.1	22.658	107.0	56.413	77.08	0.231	16:50:18.209
12 -	33.697	88.6	22.795	106.8	56.492	76.97	0.310	16:51:14.701
13 -	33.714	89.7	22.671	107.3	56.385	77.12	0.203	16:52:11.086
14 -	33.863	89.8	22.586	107.7	56.449	77.03	0.267	16:53:07.535
15 -	33.921	89.7	23.190	105.1	57.111	76.14	0.929	16:54:04.646
16 -	33.881	89.5	22.556	107.7	56.437	77.05	0.255	16:55:01.083
17 -	33.808	87.8	22.734	106.8	56.542	76.90	0.360	16:55:57.625



# Club Time Attack - Brands Hatch - 24th September 2023

## Racing Hondas Championship

### RACE 2 - SECTOR ANALYSIS



SECTOR 1 = FL to I1, SECTOR 2 = I1 to FL, DIFF = Difference To Personal Best Lap, P = Crossed Finish Line in Pit Lane, D = Time Disallowed

P10		7 D		Spencer FORTAG		Honda Civic FN2 - 4Tag Racing	
IDEAL LAP TIME : 55.827		BEST LAP TIME : 55.927		DIFFERENCE : 0.100			
LAP	SECTOR 1	SECTOR 2		LAP TIME	MPH	DIFF	TIME OF DAY
1 -		22.933	107.7	1:03.891	68.06	7.964	16:40:50.244
2 -	34.387	23.758	107.8	58.145	74.78	2.218	16:41:48.389
3 -	34.933	23.385	107.8	58.318	74.56	2.391	16:42:46.707
4 -	34.053	23.497	108.0	57.550	75.56	1.623	16:43:44.257
5 -	33.798	22.716	109.2	56.514	76.94	0.587	16:44:40.771
6 -	33.903	22.564	108.2	56.467	77.01	0.540	16:45:37.238
7 -	33.603	22.657	109.1	56.260	77.29	0.333	16:46:33.498
8 -	33.638	22.605	107.5	56.243 (3)	77.31	0.316	16:47:29.741
9 -	33.696	22.661	109.6	56.357	77.16	0.430	16:48:26.098
10 -	33.585	22.457	109.2	56.042 (2)	77.59	0.115	16:49:22.140
11 -	33.794	22.813	108.0	56.607	76.82	0.680	16:50:18.747
12 -	33.784	22.868	108.2	56.652	76.75	0.725	16:51:15.399
13 -	33.906	23.647	105.8	57.553	75.55	1.626	16:52:12.952
14 -	34.083	22.583	106.8	56.666	76.74	0.739	16:53:09.618
15 -	33.748	22.594	107.7	56.342	77.18	0.415	16:54:05.960
16 -	33.370	22.557	108.7	55.927 (1)	77.75		16:55:01.887
17 -	33.944	22.639	108.7	56.583	76.85	0.656	16:55:58.470

P11		177 D		Ed SIBBALD		Honda Civic EP3 - MJ Motorsport	
IDEAL LAP TIME : 57.244		BEST LAP TIME : 57.244		DIFFERENCE : 0.000			
LAP	SECTOR 1	SECTOR 2		LAP TIME	MPH	DIFF	TIME OF DAY
1 -		23.762	106.6	1:08.014	63.93	10.770	16:40:54.367
2 -	35.343	23.610	105.5	58.953	73.76	1.709	16:41:53.320
3 -	34.612	23.518	105.6	58.130	74.80	0.886	16:42:51.450
4 -	34.861	23.277	105.1	58.138	74.79	0.894	16:43:49.588
5 -	35.095	23.245	105.1	58.340	74.53	1.096	16:44:47.928
6 -	34.487	23.319	105.3	57.806	75.22	0.562	16:45:45.734
7 -	34.494	23.128	105.3	57.622	75.46	0.378	16:46:43.356
8 -	34.328	23.274	105.0	57.602	75.49	0.358	16:47:40.958
9 -	34.195	23.220	104.8	57.415 (3)	75.73	0.171	16:48:38.373
10 -	34.156	23.088	106.0	57.244 (1)	75.96		16:49:35.617
11 -	34.623	23.372	104.8	57.995	74.98	0.751	16:50:33.612
12 -	34.339	23.152	105.0	57.491	75.63	0.247	16:51:31.103
13 -	34.546	23.144	105.5	57.690	75.37	0.446	16:52:28.793
14 -	34.327	23.134	105.3	57.461	75.67	0.217	16:53:26.254
15 -	34.304	23.110	106.3	57.414 (2)	75.74	0.170	16:54:23.668
16 -	35.702	23.359	93.4	59.061	73.62	1.817	16:55:22.729

P12		31 B		Will MURFIN		Honda Civic EK - Murfin Motorsport	
IDEAL LAP TIME : 54.099		BEST LAP TIME : 54.243		DIFFERENCE : 0.144			
LAP	SECTOR 1	SECTOR 2		LAP TIME	MPH	DIFF	TIME OF DAY
1 -		93.7	114.7	1:05.797	66.09	11.554	16:40:52.150
2 -	33.388	92.9	113.1	56.094	77.52	1.851	16:41:48.244
3 -	32.983	95.5	113.1	55.131	78.87	0.888	16:42:43.375
4 -	33.375	94.9	112.9	55.745	78.00	1.502	16:43:39.120
5 -	33.016	94.1	115.1	55.321	78.60	1.078	16:44:34.441
6 -	32.395	95.3	114.1	54.243 (1)	80.16		16:45:28.684
7 -	32.489	95.8	114.7	54.484 (2)	79.81	0.241	16:46:23.168
8 -	32.563	95.8	115.9	54.618	79.61	0.375	16:47:17.786
9 -	32.780	95.3	114.5	54.484 (2)	79.81	0.241	16:48:12.270
10 -	32.965	94.2	114.3	55.466	78.40	1.223	16:49:07.736
11 -	33.593	79.9	82.4	58.836	73.91	4.593	16:50:06.572

# Club Time Attack - Brands Hatch - 24th September 2023

## Racing Hondas Championship

### RACE 2 - BEST SECTORS

SECTOR 1			SECTOR 2			IDEAL / BEST COMPARISON					
POS	NO	NAME	TIME	NO	NAME	TIME	POS	NO	NAME	IDEAL	DIFF
									<b>PERFECT LAP</b>	<b>53.253</b>	
1	63	WRIGHT	31.943	82	HARVEY	21.310	1	63	WRIGHT	53.494	53.494 0.000
2	46	CHARLIER	32.395	63	WRIGHT	21.551	2	82	HARVEY	53.784	53.877 0.093
3	31	MURFIN	32.395	31	MURFIN	21.704	3	31	MURFIN	54.099	54.243 0.144
4	82	HARVEY	32.474	20	KAYE	21.730	4	20	KAYE	54.225	54.286 0.061
5	20	KAYE	32.495	46	CHARLIER	21.845	5	46	CHARLIER	54.240	54.295 0.055
6	8	LEMMER	32.583	24	ALLEN	22.008	6	8	LEMMER	54.696	54.771 0.075
7	17	CUNNINGHAM	32.752	17	CUNNINGHAM	22.026	7	17	CUNNINGHAM	54.778	54.791 0.013
8	32	BECKETT	32.849	32	BECKETT	22.095	8	24	ALLEN	54.877	54.928 0.051
9	24	ALLEN	32.869	8	LEMMER	22.113	9	32	BECKETT	54.944	54.999 0.055
10	7	FORTAG	33.370	7	FORTAG	22.457	10	7	FORTAG	55.827	55.927 0.100
11	99	BARNES	33.514	99	BARNES	22.531	11	99	BARNES	56.045	56.182 0.137
12	177	SIBBALD	34.156	177	SIBBALD	23.088	12	177	SIBBALD	57.244	57.244 0.000

# Club Time Attack - Brands Hatch - 24th September 2023

## Racing Hondas Championship

### RACE 2 - BEST SPEEDS

INTERMEDIATE 1				FINISH LINE			
POS	NO	NAME	MPH	NO	NAME	MPH	
1	82	HARVEY	97.3	82	HARVEY	117.3	
2	63	WRIGHT	95.8	31	MURFIN	115.9	
3	31	MURFIN	95.8	63	WRIGHT	115.5	
4	20	KAYE	94.5	24	ALLEN	114.1	
5	46	CHARLIER	93.3	20	KAYE	113.9	
6	32	BECKETT	93.0	32	BECKETT	112.5	
7	8	LEMMER	92.4	46	CHARLIER	112.2	
8	17	CUNNINGHAM	91.1	17	CUNNINGHAM	111.8	
9	99	BARNES	91.1	7	FORTAG	109.6	
10				99	BARNES	108.7	
11				8	LEMMER	107.7	
12				177	SIBBALD	106.6	

# Club Time Attack - Brands Hatch - 24th September 2023

## Racing Hondas Championship

### RACE 2 - STATISTICS

Competitors Started	12
Planned Start	2023-09-24 @ 16:45:00.000
Actual Start	2023-09-24 @ 16:39:46.352
Finish Time	2023-09-24 @ 16:55:17.086
Track Length	1.2079mi.
Total Laps	197
Total Distance Covered	237.9652mi.

#### Session Fastest Lap History

NO	CL	NAME	LAP TIME	TIME OF DAY	LAP	VEHICLE
17	C	Ryan CUNNINGHAM	1:02.463	16:40:48.820	1	Honda Civic EP3
17	C	Ryan CUNNINGHAM	55.605	16:41:44.425	2	Honda Civic EP3
20	C	James KAYE	55.052	16:41:45.441	2	Honda Civic EP3
20	C	James KAYE	54.670	16:42:40.110	3	Honda Civic EP3
63	B	Phil WRIGHT	54.362	16:42:42.072	3	Honda Civic EP3
63	B	Phil WRIGHT	53.947	16:43:36.020	4	Honda Civic EP3
63	B	Phil WRIGHT	53.859	16:46:18.897	7	Honda Civic EP3
63	B	Phil WRIGHT	53.856	16:47:12.754	8	Honda Civic EP3
63	B	Phil WRIGHT	53.494	16:49:00.388	10	Honda Civic EP3

#### Session Leader History

NO	CL	NAME	FROM LAP	LAPS LED	DISTANCE	VEHICLE
17	C	Ryan CUNNINGHAM	1	4	4.83 miles	Honda Civic EP3
20	C	James KAYE	5	1	1.20 miles	Honda Civic EP3
63	B	Phil WRIGHT	6	12	14.49 miles	Honda Civic EP3

#### Flag History

TYPE	TIME OF DAY
GREEN	16:39:46.352
FINISH	16:55:17.086

#### Flag Statistics

TYPE	COUNT	TOTAL LAPS	TOTAL TIME
Green	1	17	16:20.493
Red	0	0	0.000
Safety Car	0	0	0.000
FCY	0	0	0.000

# Club Time Attack - Brands Hatch - 24th September 2023

## Racing Hondas Championship

### RACE 2 - STATISTICS

CLASS : B

4 Starters

#### Fastest Lap History

NO	NAME	LAP TIME	TIME OF DAY	LAP	VEHICLE
24	James ALLEN	1:05.088	16:40:51.448	1	Honda Civic EP3
63	Phil WRIGHT	55.990	16:41:47.709	2	Honda Civic EP3
63	Phil WRIGHT	54.362	16:42:42.072	3	Honda Civic EP3
63	Phil WRIGHT	53.947	16:43:36.020	4	Honda Civic EP3
63	Phil WRIGHT	53.859	16:46:18.897	7	Honda Civic EP3
63	Phil WRIGHT	53.856	16:47:12.754	8	Honda Civic EP3
63	Phil WRIGHT	53.494	16:49:00.388	10	Honda Civic EP3

#### Leader History

NO	NAME	FROM LAP	LAPS LED	DISTANCE	VEHICLE
24	James ALLEN	1	1	1.20 miles	Honda Civic EP3
63	Phil WRIGHT	2	16	19.32 miles	Honda Civic EP3

# Club Time Attack - Brands Hatch - 24th September 2023

## Racing Hondas Championship

### RACE 2 - STATISTICS

CLASS : C

5 Starters

#### Fastest Lap History

NO	NAME	LAP TIME	TIME OF DAY	LAP	VEHICLE
17	Ryan CUNNINGHAM	1:02.463	16:40:48.820	1	Honda Civic EP3
17	Ryan CUNNINGHAM	55.605	16:41:44.425	2	Honda Civic EP3
20	James KAYE	55.052	16:41:45.441	2	Honda Civic EP3
20	James KAYE	54.670	16:42:40.110	3	Honda Civic EP3
46	Nick CHARLIER	54.666	16:45:40.369	6	Honda Civic EP3
46	Nick CHARLIER	54.356	16:46:34.725	7	Honda Civic EP3
46	Nick CHARLIER	54.295	16:50:13.086	11	Honda Civic EP3
20	James KAYE	54.286	16:52:43.303	14	Honda Civic EP3

#### Leader History

NO	NAME	FROM LAP	LAPS LED	DISTANCE	VEHICLE
17	Ryan CUNNINGHAM	1	4	4.83 miles	Honda Civic EP3
20	James KAYE	5	13	15.70 miles	Honda Civic EP3

# Club Time Attack - Brands Hatch - 24th September 2023

## Racing Hondas Championship

### RACE 2 - STATISTICS

CLASS : D

3 Starters

#### Fastest Lap History

NO	NAME	LAP TIME	TIME OF DAY	LAP	VEHICLE
7	Spencer FORTAG	<b>1:03.891</b>	16:40:50.256	1	Honda Civic FN2
7	Spencer FORTAG	<b>58.145</b>	16:41:48.400	2	Honda Civic FN2
99	Andy BARNES	<b>56.998</b>	16:41:50.443	2	Honda Civic FN2
99	Andy BARNES	<b>56.725</b>	16:42:47.168	3	Honda Civic FN2
99	Andy BARNES	<b>56.261</b>	16:44:40.191	5	Honda Civic FN2
99	Andy BARNES	<b>56.182</b>	16:45:36.374	6	Honda Civic FN2
7	Spencer FORTAG	<b>56.042</b>	16:49:22.152	10	Honda Civic FN2
7	Spencer FORTAG	<b>55.927</b>	16:55:01.898	16	Honda Civic FN2

#### Leader History

NO	NAME	FROM LAP	LAPS LED	DISTANCE	VEHICLE
7	Spencer FORTAG	1	3	3.62 miles	Honda Civic FN2
99	Andy BARNES	4	14	16.91 miles	Honda Civic FN2